

GENERAL PURPOSE ENGINE

GX630
GX660
GX690

PARTS CATALOGUE

2



GX630



GX690



GX660

FOREWORD INDEX

1

ENGINE GROUP

2

PART NUMBER INDEX

3

PART NAME INDEX

4

Instruction for use of parts catalogue

- **This parts catalogue was prepared based on the latest information available as of May 01, 2014.**
 - See the parts catalogue news for any revision that is made after May 01, 2014.
- **Always specify the part number when ordering a part.**
 - Check the model, type, serial numbers, color, maker, and the size as needed before ordering a part.
 - Note that the illustrations (part drawings) can differ from the actual parts in shape. They are given just to help you to refer to the parts.
- **When modifications or additions to this parts catalogue are made, a revised edition will be issued at an appropriate time, with successively progressing revision numbers on the cover. We recommend obtaining such revisions in order to keep your parts catalogue up-to-date at all times. To check whether a parts catalogue revision has been issued, please contact your Honda distributor.**

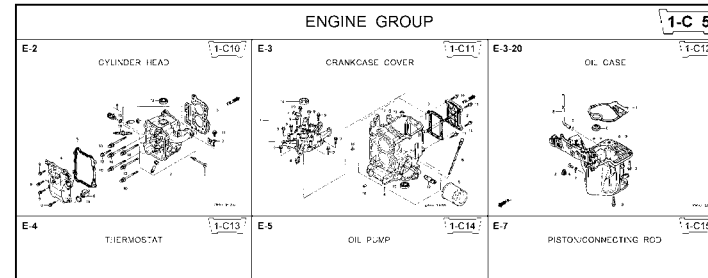
Initial version issue date July 01, 2009
Honda Motor Co., Ltd.

CONTENTS

	Page	Address No.	
● Instruction for use of parts catalogue	1	B 1	1
● How to refer to the part information	2	B 2	
● Part catalogue structure	3	B 3	
● When the parts were revised.....	4	B 4	
● Abbreviations used in the parts catalogue.....	4	B 4	
● How to check the part block and serial numbers.....	5	B 5	
● Models, parts catalogue codes and applicable serial numbers	6	B 6	
● Features of each type.....	8	B 8	
● Fuel hose, general purpose hoses and vinyl hose.....	12	B12	
● FLAT RATE SERVICE TIME	13	B13	
● Illustrated index	18	C 2	
● ENGINE GROUP.....	22	D 1	2
● PART NO. INDEX.....	87	I 1	3
● PART NAME INDEX.....	90	J 1	4

How to refer to the part information

A Reference with "Illustrated index"



B Reference with "Part number index"

PART NO. INDEX					
Part Number	Address	Page	Ref.	Part Number	Address Page
06000				15212-ZW9-000	1-C14 3C
06316-ZW9-000	1-G9	88	1	15220-ZW9-003	1-C14 3C
11000				15332-ZW9-000	1-E8 55
11300-ZW9-405	1-C11	27	1	15332-ZW9-A30	1-E11 5E
11300-ZW9-406	1-C11	27	1	15400-PFB-004	1-C11 27
11340-ZW9-000	1-C11	27	2	15422-ZW9-000	1-C14 3C
11342-ZW9-000	1-C11	27	3	15473-881-000	1-C14 3C
11381-ZW9-003	1-C12	28	1	15474-ZW9-000	1-C14 3C
				15611-921-000	1-C10 2E
				15655-ZW9-000	1-C11 27
				16000	
12000				16010-ZV4-005	1-D4 3E
12000-ZW9-405ZA	1-C11	27	4	16011-ZV4-005	1-D4 3E
12155-ZV4-A00	1-C13	29	1	16013-ZW9-003	1-D4 3E
12166-ZW9-000	1-C10	26	1	16016-ZW9-003	1-D4 3E
12209-GB4-681	1-C16	32	1	16016-ZW9-721	1-D4 3E
12210-ZW9-405ZA	1-C10	26	2	16023-ZW9-003	1-D4 3E
12216-ZE2-300	1-E8	55	1	16024-ZV4-650	1-D4 3E
	1-E11	58	1	16028-ZV4-650	1-D4 3E

C Reference with "Part name index"

PART NAME INDEX					
Part name	Address	Page	Ref.		
[A]					
ABSORBER , FUEL	1-E15	62	5	BOLT ,	
ARMATURE COMP.	1-D11	43	7	BOLT ,	
ARM COMP. , LINK JOINT	1-G6	85	18	BOLT ,	
ARM COMP. , SHIFT LINK	1-G6	85	14	BOLT ,	
ARM COMP. , TILT	1-F15	79	20		
ARM , FUEL PUMP ROCKER	1-C16	32	4		
ARM , REVERSE LOCK	1-F15	79	18		
ARM , SHIFT LINK	1-F11	74	7		
ARM , STOPPER	1-D1	33	12	BOLT ,	
ARM , THROTTLE REMOTE	1-F11	74	6		
ARM , VALVE ROCKER	1-C16	32	3		
[B]					
BAG , TOOL , 160MM	1-G5	84	10		
BAND	1-G6	86	37		
BAND B1 , WIRE	1-F6	69	1		
BAND , CORD	1-F3	67	18	BOLT ,	
BAND , TUBE CLIP , 11MM	1-E15	63	20		
BAND , TUBE CLIP , 12.5MM	1-E15	63	19	BOLT ,	

Block No.

Address No. 1-C10

Ref No.

Service item

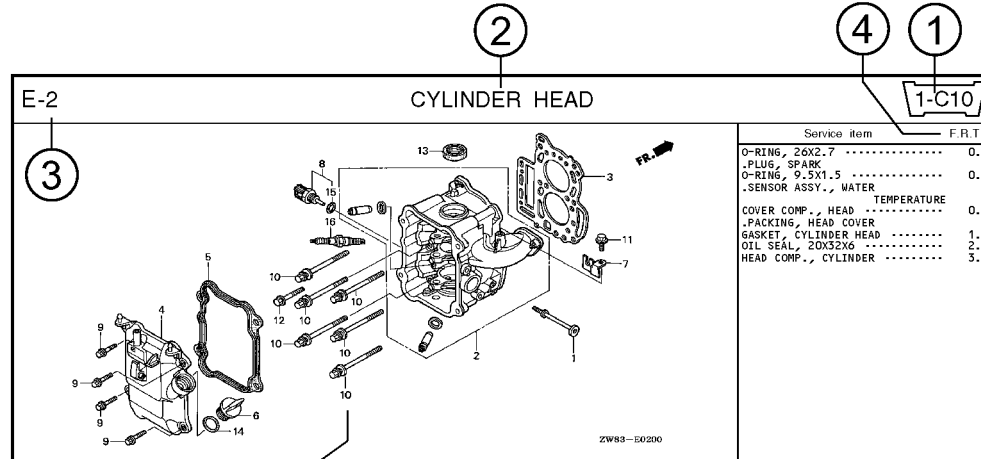
F.R.T.

Ref. No.	Part No.	Description	Reqd. QTY						Serial No.	Parts catalogue code
			99D1	99D1	1001	1001	1001	1001		
1	12166-ZW9-000	STOPPER, ENGINE SIDE	2	2	2	2	2			
2	12210-ZW9-000ZA	HEAD COMP., CYLINDER	1	1	1	1	1			
3	12251-ZW9-003	GASKET, CYLINDER HEAD	1	1	1	1	1			
4	12310-ZW9-000	COVER COMP., HEAD	1	1	1	1	1			
5	12312-ZW9-000	PACKING, HEAD COVER	1	1	1	1	1			
6	15611-921-000	CAP, OIL (NO GAUGE)	1	1	1	1	1			
7	16617-ZW9-000	HOLDER, CABLE	1	1	1	1	1	SC,SG		
	16617-ZW9-010		1	1	1	1	1	1001801	LHC,LHD	
			1	1	1	1	1		LHC,LHD	
8	35673-ZV5-003	SENSOR ASSY., WATER	1	1	1	1	1			
9	90003-ZW9-000	BOLT, FLANGE, 6X22	4	4	4	4	4			
10	90007-ZW9-003	BOLT, FLANGE, 8X83	6	6	6	6	6			
11	90011-ZW9-000	BOLT, FLANGE, 6X14(CT200)	1	1	1	1	1			
12	90020-ZW9-000	BOLT, FLANGE, 8X40	2	2	2	2	2			
13	91202-KJ9-003	OIL SEAL, 20X32X6	1	1	1	1	1			
14	91301-805-000	O-RING, 26X2.7	1	1	1	1	1			
15	91307-PK2-005	O-RING, 9.5X1.5(HONDA KIKAKI)	1	1	1	1	1			
16	98059-55916	PLUG, SPARK (CR5EH-9)	2	2	2	2	2			
	98059-55926	PLUG, SPARK (U16FER9)	2	2	2	2	2			

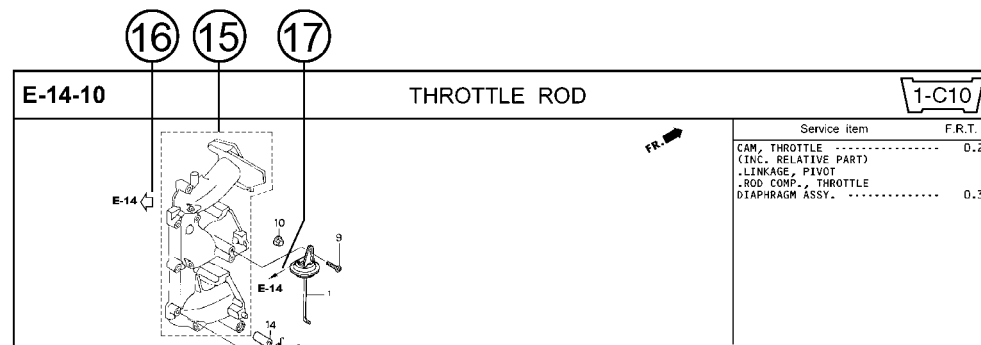
Page No.

2000.09.20 E

Part catalogue structure

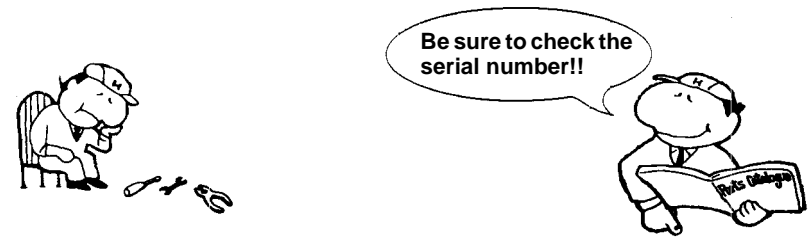


Ref. No.	Part No.	Description	Reqd. QTY						Serial No.	Parts catalogue code
			BF 9/9D1	BFP 9/9D1	BF 10D1	BFP 10D1	BF 10B1	BFP 10B1		
1	12166-ZW9-000	STOPPER, ENGINE SIDE	2	2	2	2	2	2		
2	12210-ZW9-000ZA	HEAD COMP., CYLINDER *NHS* DARK GRAY	1	1	1	1	1	1		
3	12251-ZW9-003	GASKET, CYLINDER HEAD	1	1	1	1	1	1		
4	12310-ZW9-000	COVER COMP., HEAD	1	1	1	1	1	1		
5	12312-ZW9-000	PACKING, HEAD COVER	1	1	1	1	1	1		
6	15611-921-000	CAP, OIL (NO GAUGE)	1	1	1	1	1	1		
7	16617-ZW9-000	HOLDER, CABLE	1	1	1	1	1	1	SC,SG	
	16617-ZW9-010		1	1	1	1	1	1	1001800 LHC,LHD	



- ① **Address number**
 - Address No. is provided (in place of the page No.) to help you refer to the part with the part No. or part name.
- ② **Block title** ③ **Block number**
- ④ **Service item/Flat rate time**
- ⑤ **Reference number**
 - Title number marked with the parenthesis or parentheses indicates that it continues from the previous page.
- ⑥ **Part number** ⑦ **Honda color code**
- ⑧ **Description**
- ⑨ **Assemblies**
 - Sections framed with broken lines in the exploded view drawings are available as complete assemblies. (Their individual parts can also be obtained.)
- ⑩ **Color description**
- ⑪ **Note**
 - Notes are shown with the parentheses in the part name column.
- ⑫ **Required quantity**
 - Required QTY shown in the parenthesis or parentheses indicates the optional part.
 - Required QTY marked with "N" Indicates the optional part that should be selected as needed.
 - Required QTY indicates the number of the part used in the block.
- ⑬ **Serial number**
- ⑭ **Type**
 - When the type column is blank, it indicates that the part is applicable to all types.
 - As the type of the actual unit may differ from the "parts catalogue, type" please refer to "Models, types and applicable serial numbers" for confirmation.
- ⑮
 - Parts enclosed within a dotted line are covered in a different block.
- ⑯
 - A hollow arrow indicates the block No. for the parts enclosed within a dotted line .
- ⑰
 - A solid arrow indicates the block No. the part in question is connected to.

When the parts were revised



Ref. No.	Part No.	Description	Reqd. QTY						Serial No.
			BF 99D1	BFP 99D1	BF 10D1	BFP 10D1	BF 10B1	BFP 10B1	
1	12166-ZW9-000	STOPPER, ENGINE SIDE	2	2	2	2	2	2	
2	12210-ZW9-000ZA	HEAD COMP., CYLINDER *NHS*	1	1	1	1	1	1	
3	12251-ZW9-003	GASKET, CYLINDER HEAD	1	1	1	1	1	1	
4	12310-ZW9-000	COVER COMP., HEAD	1	1	1	1	1	1	
5	12312-ZW9-000	PACKING, HEAD COVER	1	1	1	1	1	1	
6	15611-921-000	CAP, OIL (NO GAUGE)	1	1	1	1	1	1	
7	16617-ZW9-000	HOLDER, CABLE (###)	1	1	1	1	1	1	SC, SG LHC, LHD LHC, LHD
	16617-ZW9-010	1	1	1	1	1	1	

The number has been used from the initial model without revision.

When shown at the left side, it is applicable to the models of No.1001801 and the subsequent numbers.

When shown at the right side, it is applicable to the models up to No.1001800.

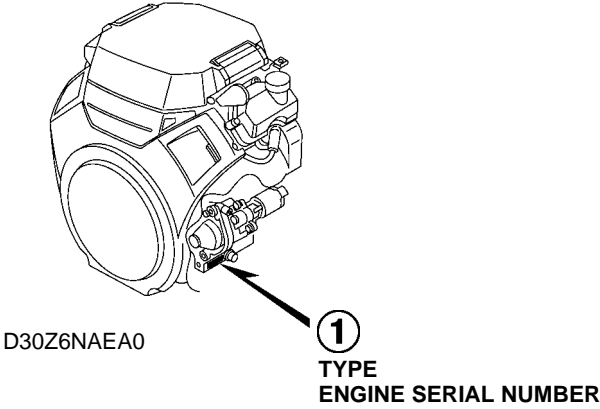
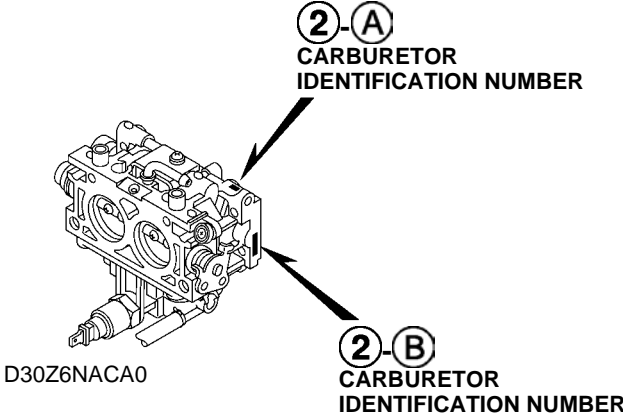
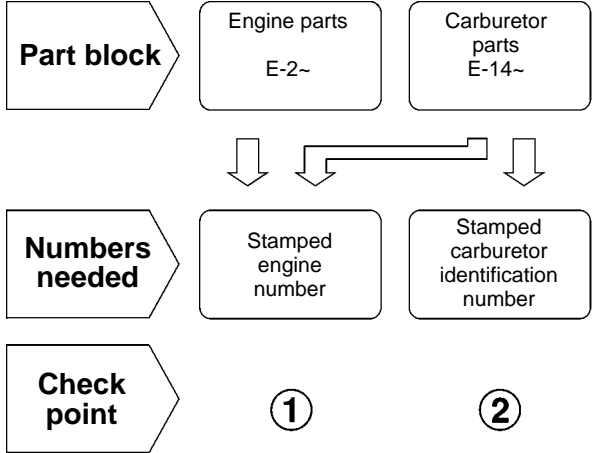
• The parts listed with "###" at the end of the parts name have limited supply period (parts not for sale).

Abbreviations used in the parts catalogue

• The following abbreviations are used in the parts name column.

- A Ampere
- A.C. Alternating current
- ASSY. Assembly
- AT. Automatic transmission
- C.D.I. Capacitive discharge ignition
- COMP. ... Complete
- D.C. Direct current
- EX. Exhaust
- G.F.C.I ... Ground fault circuit interruptor
- HEX. Hexagonal
- H.S.T. Hydrostatic transmission
- FR.Front
- IN.Inlet
- L (100L) .Link (100 Links)
- L.Left
- MMMillimeter
- MT.Manual Transmission
- P.T.O.Power take off
- R.Right
- RR.Rear
- STD.Standard
- T (22T) ...Tooth (22 Teeth)
- VVolt
- WWatt

How to check the part block and serial numbers



Models, parts catalogue codes and applicable serial numbers

- Models, parts catalogue codes and applicable serial Nos. given in this parts catalogue can be identified as follows.

Model	Type	Parts catalogue type	Applicable engine serial No.	Applicable carburetor identification No.
GX630	QAFH	QAFH	GCBBK-1000001~9999999	BK07A A BK07A B BK07A C
	QKF	QKF		BK07F A BK07F B
	QKF1	QKF1		BK07F B
	QKF2	QKF2		BK07A A BK07A B BK07A C
	QKW1	QKW1		BK07A C
	QKW2	QKW2		BK07A A BK07A B BK07A C
	QWD	QWD		BK07A C
	QWD3	QWD3		BK07A A BK07A B BK07A C
	QWF	QWF		BK07A B BK07A C
	QZD1	QZD1		BK07A A BK07A B BK07A C
	QZK	QZK		BK07F A BK07F B
	SAE1	SAE1		BK07A A BK07A B BK07A C
	SYA1	SYA1		BK07A A BK07A B BK07A C
	VAY	VAY		
VEPH	VEPH			

Model	Type	Parts catalogue type	Applicable engine serial No.	Applicable carburetor identification No.
GX630	VXAH	VXAH	GCBBK-1000001~9999999	BK07A A BK07A B BK07A C
	VXC	VXC	GDABK-1000001~9999999	BKL2B A
	VXC2	VXC2		
	VXEK	VXEK	GCBBK-1000001~9999999	BK07A B BK07A C
	VYE3	VYE3		BK07A A BK07A B BK07A C
	VZE1	VZE1		BK07A C
	VZE8	VZE8		
	VZE9	VZE9		
	VZK1	VZK1		
	GX660	BAFH	BAFH	GCBCK-1000001~9999999
TAF5		TAF5	BK06K A	
TAFH		TAFH		
TAX2		TAX2		
TDW1		TDW1	BK06A A BK06A B	
TKW1		TKW1		

Model	Type	Parts catalogue type	Applicable engine serial No.	Applicable carburetor identification No.
GX660	TXF3	TXF3	GCBCK-1000001~9999999	BK06A A BK06A B
	VAY	VAY		
	VXEH	VXEH		BK06E B
GX690	BAFH	BAFH	GCBDK-1000001~9999999	BK05A A BK05A B
	TAF5	TAF5		
	TAFH	TAFH		
	TAX2	TAX2		BK05F A
	TDW1	TDW1		BK05A A BK05A B
	TKW1	TKW1		

Model	Type	Parts catalogue type	Applicable engine serial No.	Applicable carburetor identification No.
GX690	TWD	TWD	GCBDK-1000001~9999999	BK05K A
	TXF3	TXF3		BK05A A BK05A B
	VAY	VAY		
	VXC	VXC	GDACK-1000001~9999999	BKL2A A
	VXC2	VXC2		
	VXEH	VXEH	GCBDK-1000001~9999999	BK05D A BK05D B
	VXEK	VXEK		BK05D B
VYE3	VYE3	BK05A A BK05A B		

* Of carburetor identification numbers, only the portions underlined in the example below are used for registration.

BK 07A B KC ナ
 (A) (B)

Features of each type

• See the following table for the features of each type. (Items in brackets are optional)

Specifications		Model	GX630													
		Type	QAFH	QKF	QKF1	QKF2	QKW1	QKW2	QWD	QWD3	QWF	QZD1	QZK	SAE1	SYA1	VAY
Crankshaft	25.4 mm Ø Straight (L=138)		●	●	●	●	●	●	●	●	●	●				
	28.575 mm Ø Straight (L=162)															
	25 mm Ø Straight (L=129)												●	●		
	36.5 mm Ø Straight (L=175.2)															
	5/16" Tapered														●	
	M10 Tapered															
Muffler	High-R		(●)	(●)	(●)	(●)	(●)	(●)			●	(●)	(●)		(●)	(●)
	High-L		(●)	(●)	(●)	(●)	(●)	(●)		●		(●)	(●)	●	(●)	(●)
	Side mount								●							
Spark arrester			(●)	(●)	(●)	(●)	(●)	(●)			●	(●)	(●)		(●)	(●)
Control box			●					●				●	●			●

Specifications		Model	GX630									GX660				
		Type	VEPH	VXAH	VXC	VXC2	VXEK	VYE3	VZE1	VZE8	VZE9	VZK1	BAFH	TAF5	TAFH	TAX2
Crankshaft	25.4 mm Ø Straight (L=138)															
	28.575 mm Ø Straight (L=162)												●	●	●	
	25 mm Ø Straight (L=129)															
	36.5 mm Ø Straight (L=175.2)											●				
	5/16" Tapered	●	●	●	●	●	●	●			●					
	M10 Tapered								●	●						
Muffler	High-R	(●)	(●)	(●)	(●)	(●)		(●)	(●)	(●)	(●)	(●)		(●)	(●)	
	High-L	(●)	(●)	(●)	(●)	(●)	●	(●)	(●)	(●)	(●)	(●)	●	(●)	(●)	
	Side mount		(●)			●										
Spark arrester		(●)	(●)	(●)	(●)	(●)		(●)	(●)	(●)	(●)	(●)		(●)	(●)	
Control box		●	●					●			●	●		●	●	

1

Specifications		Model	GX660					GX690								
		Type	TDW1	TKW1	TXF3	VAY	VXEH	BAFH	TAF5	TAFH	TAX2	TDW1	TKW1	TWD	TXF3	VAY
Crankshaft	25.4 mm Ø Straight (L=138)															
	28.575 mm Ø Straight (L=162)	●	●	●				●	●	●	●	●	●	●		
	25 mm Ø Straight (L=129)															
	36.5 mm Ø Straight (L=175.2)						●									
	5/16" Tapered				●	●										●
	M10 Tapered															
Muffler	High-R	(●)	(●)		(●)	(●)	(●)		(●)	(●)	(●)	(●)				(●)
	High-L	(●)	(●)	●	(●)	(●)	(●)	●	(●)	(●)	(●)	(●)	●	●		(●)
	Side mount															
Spark arrester		(●)	(●)		(●)	(●)	(●)		(●)	(●)	(●)	(●)				(●)
Control box			●	●	●	●	●		●	●		●		●	●	

Specifications		Model	GX690				
		Type	VXC	VXC2	VXEH	VXEK	VYE3
Crankshaft	25.4 mm Ø Straight (L=138)						
	28.575 mm Ø Straight (L=162)						
	25 mm Ø Straight (L=129)						
	36.5 mm Ø Straight (L=175.2)						
	5/16" Tapered	●	●	●	●	●	
	M10 Tapered						
Muffler	High-R	(●)	(●)	(●)	(●)		
	High-L	(●)	(●)	(●)	(●)	●	
	Side mount						
Spark arrester		(●)	(●)	(●)	(●)		
Control box				●			

Fuel hose, general purpose hoses and vinyl hose

- The standard part fuel hose, general purpose hose and vinyl hose may be substituted by the coiled bulk part.
- When ordering the standard part fuel hose, general purpose hose and vinyl hose use the bulk part number written in the parts catalog in brackets () underneath the part name.
- When exchanging the hose, cut and use at the specified length as mentioned in the part name.
(For the method of cutting the bulk part, and method of filling out orders etc., please refer to the instructions issued with the bulk part.)

Bulk part number of fuel hose, general purpose hose and vinyl hose.

Example: 9 5 0 0 1 - 7 5 0 0 1 - 5 0 M

Bulk part number:

Refers to the bulk part.

Marking code (fuel hose and general purpose hose)

Change code (Vinyl hose)

Indicates number mark or change sequence, however, the code for the bulk part must be strictly 0 (zero).

Types of code:

- | | | | | | |
|-------------|--|----------------|-------------|--------------|---------------|
| • Fuel hose | 2: Red outside braid
(3 mm inside dia. only) | • General hose | 1: Ash gray | • Vinyl hose | 1: Clear |
| | 5: Black inside braid | | 2: Ash gray | | 2: Black |
| | 3: Red (3 mm inside dia. only) | | 3: Black | | 3: Light red |
| | 4: Ash gray with red stripe
(3 mm inside dia. only) | | 5: Black | | 6: Light red |
| | 6: Black | | | | 7: Pale black |

Lengths:

- 001: 1 m (standard)
003: 3 m
008: 8 m } Application or specification of some parts is not settled.

I.D code: (fuel hose and general purpose hose)

- | | | | | |
|------------|--------------------|--------------------|-----------------------------|-----------------------------|
| 30: 3.0 mm | 50: 5.0 mm | 70: 7.0 mm | 11: 11 mm | 12: 12 (outside dia. 17) mm |
| 35: 3.5 mm | 55: 5.3 mm, 5.5 mm | 75: 7.3 mm, 7.5 mm | 91: 12 (outside dia. 15) mm | 14: 14 mm |
| 45: 4.5 mm | 65: 6.5 mm | 80: 8.0 mm | 92: 12 (outside dia. 16) mm | 17: 17 mm |

ID./OD. code: (vinyl hose)

- | | | | | |
|-------------------------|--------------------------|---------------------------|---------------------------|---------------------------|
| 01: ID. 2.9, OD. 6.8 mm | 12: ID. 5.0, OD. 7.0 mm | 21: ID. 8.0, OD. 9.0 mm | 37: ID. 11.0, OD. 15.0 mm | 50: ID. 16.0, OD. 19.0 mm |
| 03: ID. 3.0, OD. 6.0 mm | 10: ID. 5.0, OD. 8.0 mm | 23: ID. 8.0, OD. 12.0 mm | 38: ID. 12.0, OD. 13.0 mm | 55: ID. 17.5, OD. 20.5 mm |
| 05: ID. 3.5, OD. 6.5 mm | 11: ID. 5.0, OD. 9.0 mm | 25: ID. 9.0, OD. 11.0 mm | 39: ID. 12.0, OD. 14.0 mm | 60: ID. 22.0, OD. 27.0 mm |
| 07: ID. 4.0, OD. 7.0 mm | 14: ID. 6.0, OD. 9.0 mm | 27: ID. 9.0, OD. 13.0 mm | 40: ID. 12.0, OD. 16.0 mm | |
| 08: ID. 4.5, OD. 6.5 mm | 17: ID. 7.0, OD. 9.0 mm | 33: ID. 10.0, OD. 14.0 mm | 43: ID. 13.0, OD. 15.0 mm | |
| 09: ID. 4.5, OD. 8.0 mm | 19: ID. 7.0, OD. 11.0 mm | 36: ID. 11.0, OD. 13.0 mm | 45: ID. 14.0, OD. 18.0 mm | |

Hose type:

- 1: Fuel hose
3: Vinyl hose
5: General hose

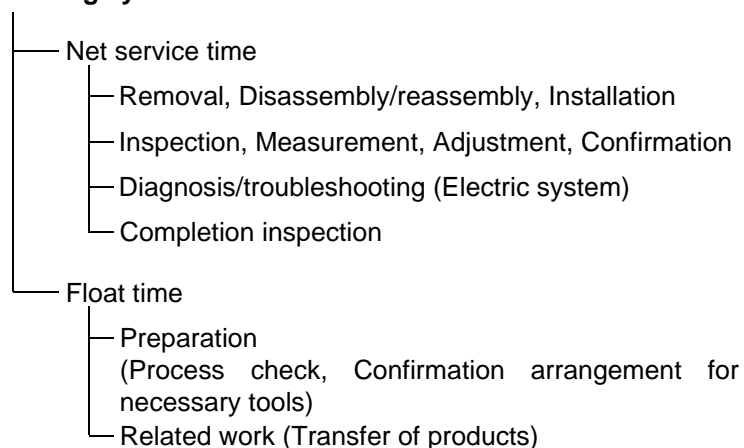
⊙ **CAUTION: It is DANGEROUS to confuse the fuel hose with the general purpose hose or vinyl hose.**

Never use a general purpose hose or vinyl hose in place of a fuel hose or vice versa. Always use the correct bulk part in the parts catalogue, according to the service manual or the instructions issued with the bulk part.

FLAT RATE SERVICE TIME

Flat rate service time (FRT) means the standard time required to service a product, which is listed in this manual to help the dealers control the actual working process and calculate the service charge by using it as a guide.

FRT setting system



* Float time is set by multiplying the net service time by a given coefficient.

Editorial style

The service items shown in the text are listed with the exchange work time for the repair sales parts as the subject. Other representative service items not using repair parts (removal/installation, adjustment, inspection/measuring, and other work) are listed collectively in the list in the preface, classified according to the work.

FRT setting standard

- Decimal system (in unit of 0.1) is adopted to set FRT as it is convenient to calculate the wage.
Example: (0.1) → 6 minutes, (0.2) → 12 minutes
[Labor cost per hour] x [FRT] = [Wage]
- FRT is set with a hand tool.
- Service items and FRT can be subject to change depending on development of tools and service equipment and improvement in service procedure.

Work procedure

- As the work procedure is set with the work time according to the method in the separate Service Manual, refer to this Manual as required.
- Work methods permitting servicing in the shortest time still permitting assurance of safe work and product warranty are used for the setting of service items not listed in the Service Manual.
- Work basically is to be performed by one person, and when two or more people are required, setting is done as the total time for the number of people.
- The set value for the technological level of the workers uses a person with three years of experience in the repair of Honda products as the standard.
- Special tools and service equipment used to set FRT are those specified or recommended in Service Manual.

Service item whose FRT is not presented

- Accessories and service parts that are not listed to use in this manual.
 - Locations with little aging deterioration or breakage during normal use.
 - Service work that can be finished by one touch.
 - Service work that is seldom done (i.e. extremely small causes of trouble and service frequency).
 - Products and parts whose location for installation differs according to its status of use and application.
- * When FRT is not presented, please calculate wages based on appropriate actual work time.

Operation not included of FRT

- Oil and coolant water draining, Waiting time for warming up operation and etc..
- Additional operation that involves removal/installation of standard exterior equipment.
- Indirect time spent for service by visiting the customer, trade-in, and delivery.
- Indirect time required for ordering and delivery of parts.
- Cost for grease, adhesive agent, etc. used for service work.

**Explanation of FRT by using an example
(The example may differ from the actual presented items)**

Ref. No.	L.O.N.	(Relative ref. Number) Description	F.R.T.
①	1111L1	④ VALVE, INTAKE4.1	②
②		⑧ • NOTE: OHV type	⑦
③	1111L1A	⑤ • Includes: Engine removal and installation One head (intake all) add1.4	

- ① Reference No. of the illustration of part that shows location of the replacement work.
- ② FRT is an abbreviation of Flat Rate Time indicating the standard service time required for the replacement.
- ③ LON is an abbreviation of Labor Operation Number, and it is a classification of the service items by the work unit code.

The same operation code is used regardless of the models.

Standard operation is indicated with 6 digits code, and additional operation is indicated with 7 digits code.
- ④ Indicating the intake valve replacement and FRT4.1.
- ⑤ Indicating FRT1.4 that will be added when additional operation (whole intake side of one cylinder head) is done in association with intake valve replacement.

- ⑥ Indicating work condition or application condition of the service item.
- ⑦ Indicating work contents that are included in the service item.
- ⑧ Indicating a reference No. whose operation and time are the same as FRT4.1 for the intake valve.

(The application range is limited to the service items without an LON setting within a same block.)

**How to refer to the service item by using the sample
(intake valve replacement)**

Open to the page of the block where the intake valve's spare part illustration is shown.



Look for the intake valve illustration, and refer to the service item and FRT that agree with the reference No.

Indication mark for the listing of service items that continues to the following page

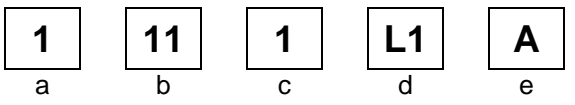
Ref. No.	L.O.N.	(Relative ref. Number) Description	F.R.T.
2	1111L1	VALVE, INTAKE	4.1
	.	.	.
	.	.	.

+
Mark indicated at the last line.

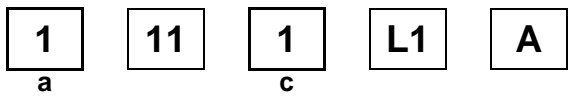
Indication of the block with no setting of FRT

Ref. No.	L.O.N.	(Relative ref. Number) Description	F.R.T.
NO INFORMATION			

• LON code system



- a) Category code..... Engine
- b) Location/function code..... Engine upper
- c) Operation code..... Replace
- d) Operation sequence number (Unit code can be shown with alphabet)
..... Intake valve
(No regular rule of code)
- e) Additional code One head (intake all)
(No regular rule of code)



a) Category codes and classification

Code	Category
1	Engine
2	Power drive
3	Fuel & Exhaust
4	Frame & Body
5	Steering
6	Electrical
7	Axle & Brake
8	Control system
9	-
0	Attachments

c) Operation codes and classification

Code	Operation category
1	Replace, Removal/Installation, Change
2	Overhaul
3	Adjust, Rotation
4	(Paint-related work: Top-coat)
5	Test, Inspect/diagnose, Measurement
6	(Overhaul-related work: Rebore)
7	(Overhaul-related work: Reseal)
8	(Resurface)
9	(Paint-related work: Refinish)
0	Repair, Cleaning, Air bleeding

Major service items without using spare parts
Removal/Installation, Adjustment, Inspection/Measurement, Overhaul, Other work

E: Engine, T: Transmission, D: Drive system, B: Body and related parts

• Removal/Installation

Set with the parts configuration in the status of being removed from the product.

	LON	DESCRIPTION	FRT
E	1111N0	CYLINDER HEAD ASSEMBLY-REMOVAL/INSTALLATION LEFT	1.4
	1111N1	RIGHT	1.4
	1111N2	BOTH	1.9

• Adjustment

	LON	DESCRIPTION	FRT
E	1113A1	VALVE CLEARANCE-ADJUSTMENT NOTE: For 1 product	0.5
	1163A0	CONTROL, THROTTLE/GOVERNOR-ADJUSTMENT	0.2
	3113A2	CARBURETOR IDLE-ADJUSTMENT	0.2

• Inspection/Measurement

	LON	DESCRIPTION	FRT
E	1105A0	ENGINE OIL-INSPECTION	0.1
	1115A0	CYLINDER COMPRESSION-TEST NOTE: All cylinders	0.4
	1135A0	ENGINE OIL PRESSURE-TEST	0.3
	3115A2	CARBURETOR FLOAT LEVEL-MEASUREMENT	0.6

• Overhaul

Work condition: The required Measurements, inspections, adjustments, and cleaning/washing of each part are performed, including the main body removal/installation work and the replacement of defective parts.

	LON	DESCRIPTION	FRT
E	3112A0	CARBURETOR-OVERHAUL INCLUDES: All necessary adjustment	1.0

• Other work

	LON	DESCRIPTION	FRT
E	1101E1	ENGINE OIL-CHANGE INCLUDES: Engine oil-inspection	0.1
	3120A0	AIR CLEANER-CLEANING INCLUDES: Air cleaner-inspection	0.2
	3130A0	SPARK ARRESTER-CLEANING INCLUDES: Spark arrester-inspection	0.2
	6140A0	SPARK PLUG-ADJUSTMENT/CLEANING INCLUDES: Spark plug check NOTE: For 1 product	0.2

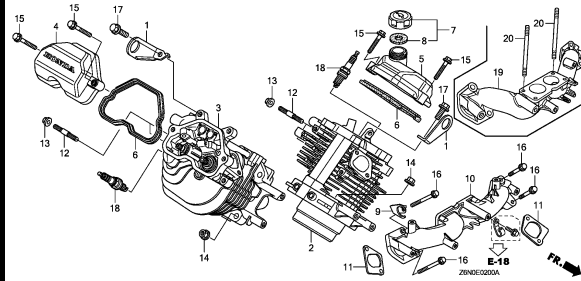
ENGINE GROUP

C 2

E-2

CYLINDER HEAD

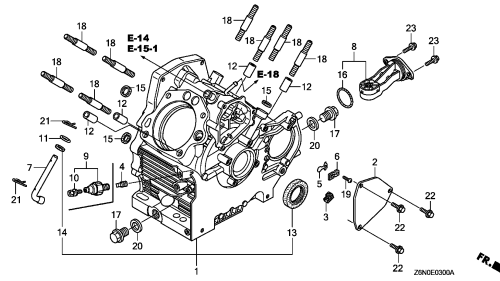
D 1



E-3

CRANKCASE

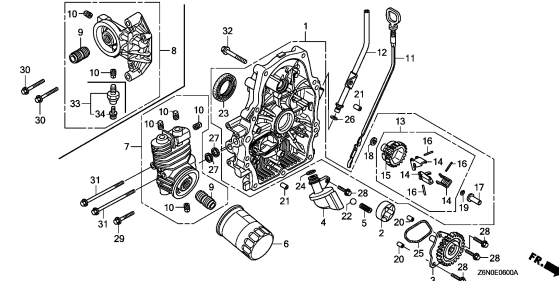
D 4



E-6

CRANKCASE COVER

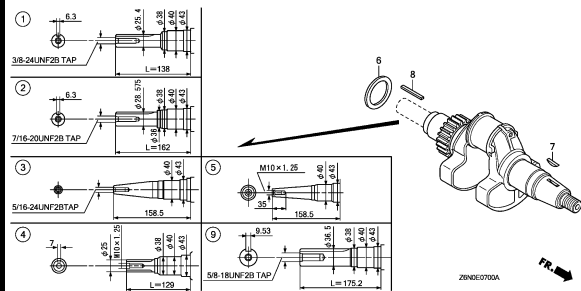
D 7



E-7

CRANKSHAFT

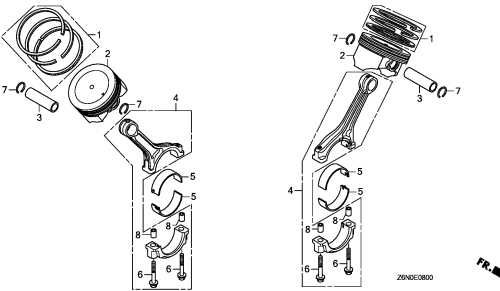
D 9



E-8

PISTON

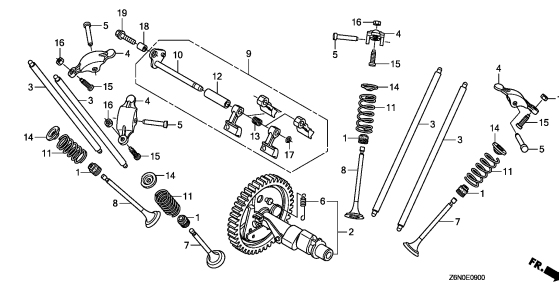
D10



E-9

CAMSHAFT

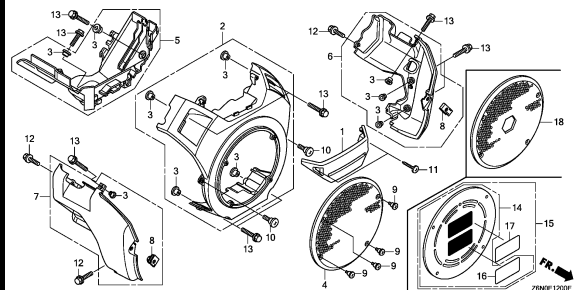
D11



E-12

FAN COVER

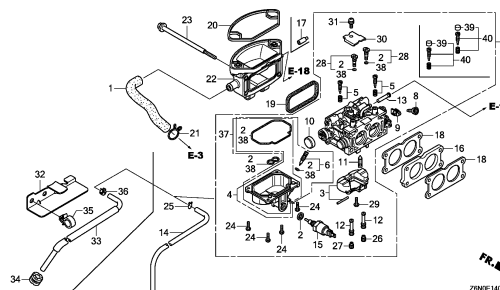
D16



E-14

CARBURETOR(1)

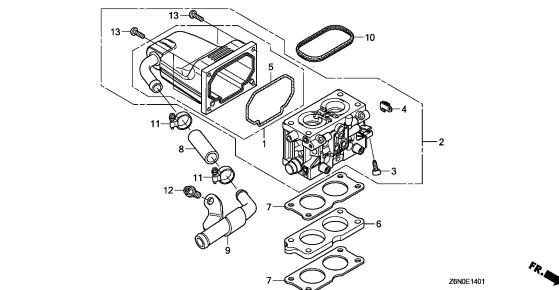
E 2



E-14-1

CARBURETOR(2)

E 8



2

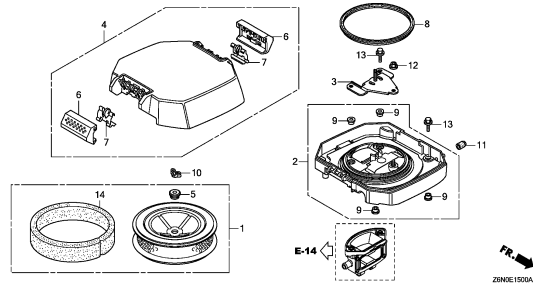
ENGINE GROUP

C 3

E-15

AIR CLEANER(1)

E 9

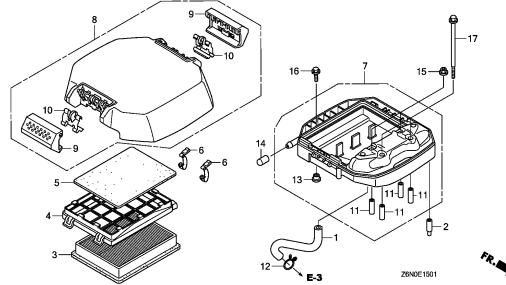


ZENDE1900A

E-15-1

AIR CLEANER(2)

E11

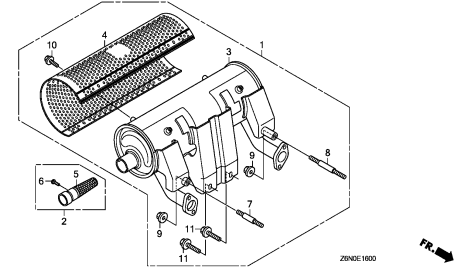


ZENDE1901

E-16

MUFFLER(HIGH-R)

E12

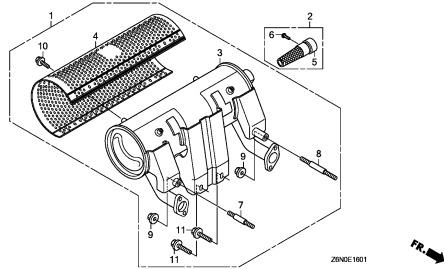


ZENDE1800

E-16-1

MUFFLER(HIGH-L)

E14

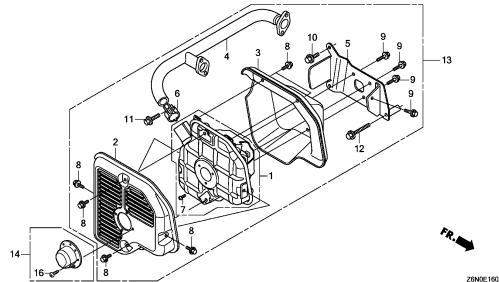


ZENDE1901

E-16-2

MUFFLER(SIDE MOUNT)

E16

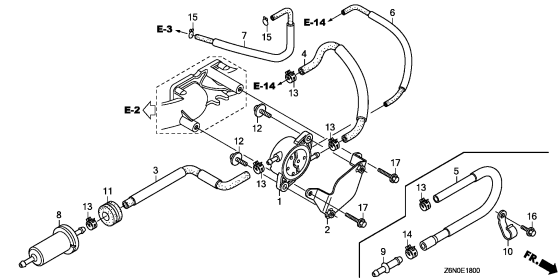


ZENDE1602B

E-18

FUEL PUMP

F 2

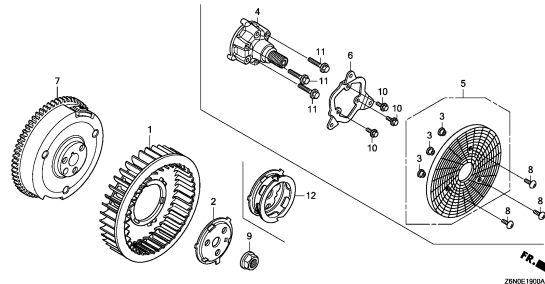


ZENDE1800

E-19

FLYWHEEL

F 5

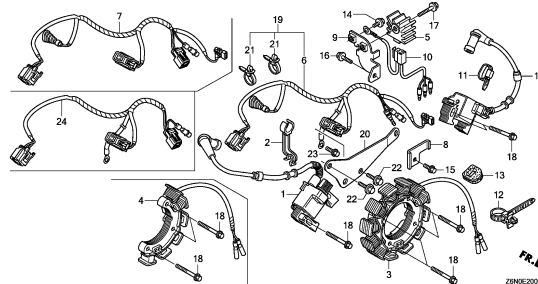


ZENDE1900A

E-20

IGNITION COIL

F 6

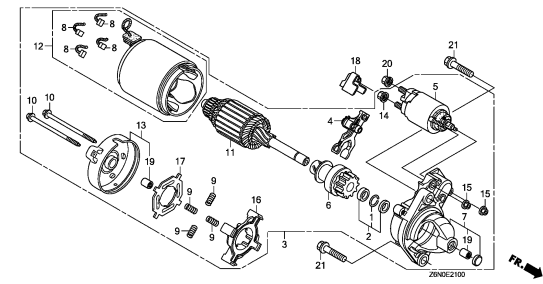


ZENDE2000C

E-21

STARTER MOTOR

F 9



ZENDE2100

2

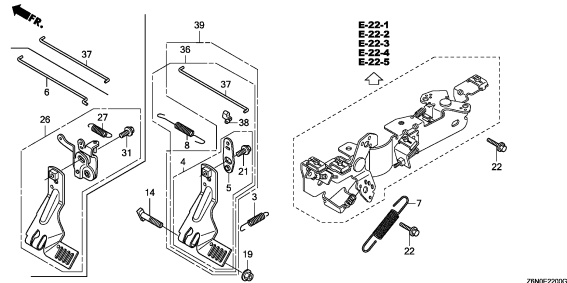
ENGINE GROUP

C 4

E-22

GOVERNOR ARM

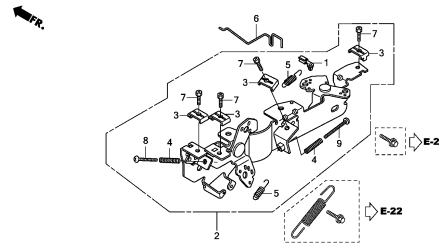
F10



E-22-1

CONTROL(1)

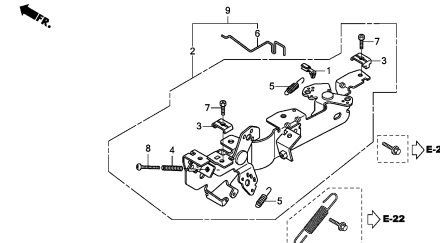
F13



E-22-2

CONTROL(2)

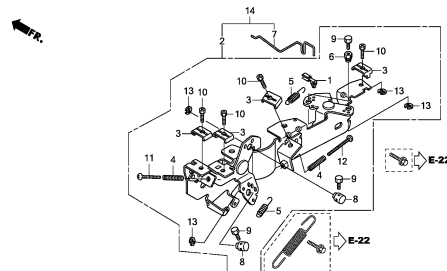
F15



E-22-3

CONTROL(3)

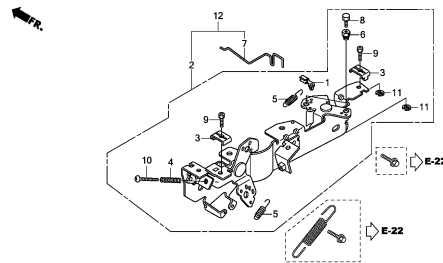
F16



E-22-4

CONTROL(4)

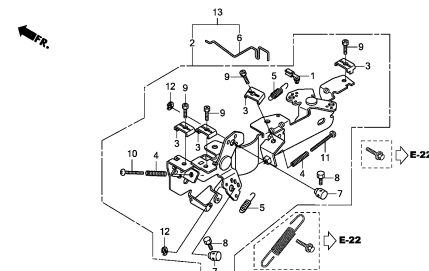
G 2



E-22-5

CONTROL(5)

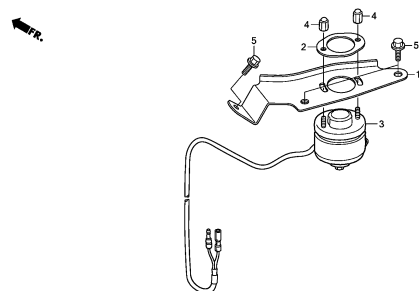
G 3



E-22-20

AUTO THROTTLE

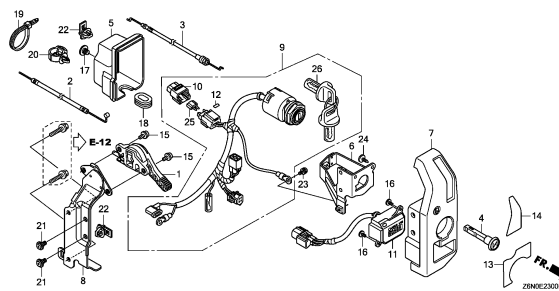
G 5



E-23

CONTROL BOX

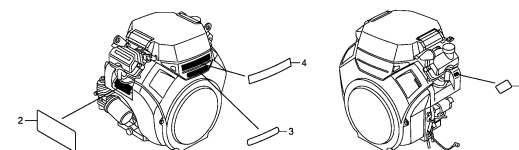
G 6



E-28

LABEL

G 9



2

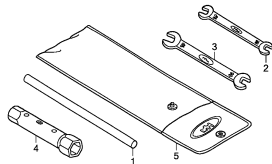
ENGINE GROUP

C 5

E-29

TOOL

G10

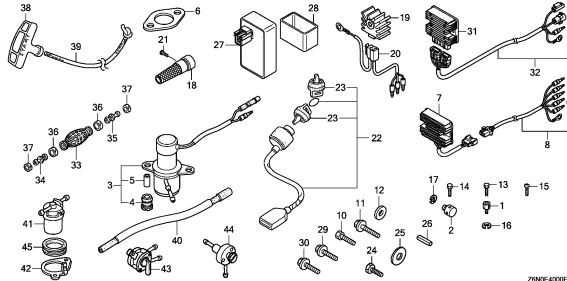


ZENGE2900

E-40

OTHER PARTS(FUEL PUMP)(REGULATOR RECTIFIER)

G11

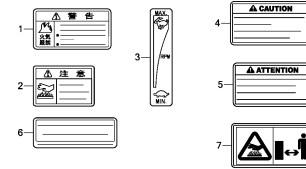


ZENGE4000F

E-40-1

OTHER PARTS(LABEL)

G13

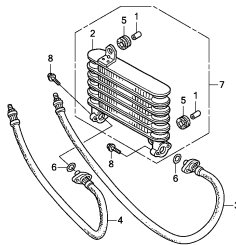


ZENGE4001D

E-40-2

OTHER PARTS(OIL COOLER)

G14

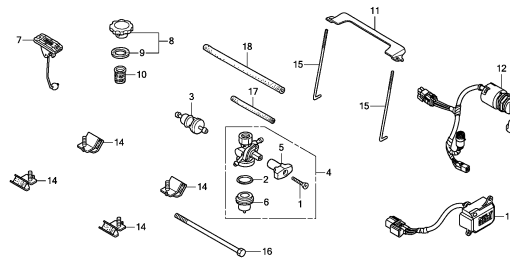


ZENGE4002A

E-40-3

OTHER PARTS

G15

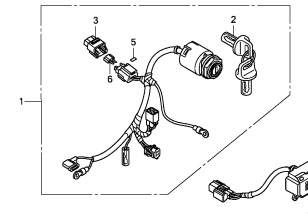


ZENGE4003

E-40-4

OTHER PARTS(COMBINATION SWITCH)

H 1



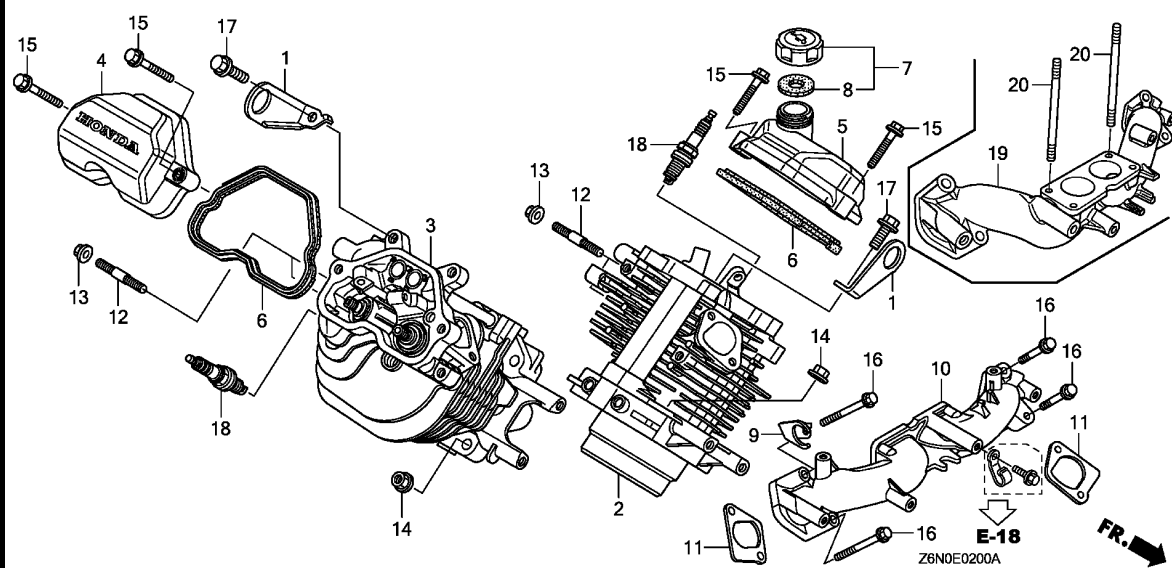
ZENGE4004

2

E-2

CYLINDER HEAD

D 1



Ref. No.	L.O.N.	(Relative ref. Number) Description	F.R.T.
2	1111F2	HEAD, CYLINDER :LEFT BANKINCLUDES: Valve clearance adjustment and reface	2.1
	1111L4	HEAD, CYLINDER :BOTH BANKSINCLUDES: Valve clearance adjustment and reface	3.3
3	1111F3	HEAD, CYLINDER :RIGHT BANKINCLUDES: Valve clearance adjustment and reface	2.1
	1111L4	HEAD, CYLINDER :BOTH BANKSINCLUDES: Valve clearance adjustment and reface	3.3
4	1111D4	CYLINDER HEAD COVER AND/OR PACKING :RIGHT	0.2
	1111L5	CYLINDER HEAD COVER AND/OR PACKING :BOTH	0.3
5	1111D3	CYLINDER HEAD COVER AND/OR PACKING :LEFT	0.2
	1111L5	CYLINDER HEAD COVER AND/OR PACKING :BOTH	0.3
10	3111C4	MANIFOLD, INTAKE	0.7
11	3111M6	PACKING, INTAKE MANIFOLD :LEFT	0.7
+ .NOTE: Same time for two units			

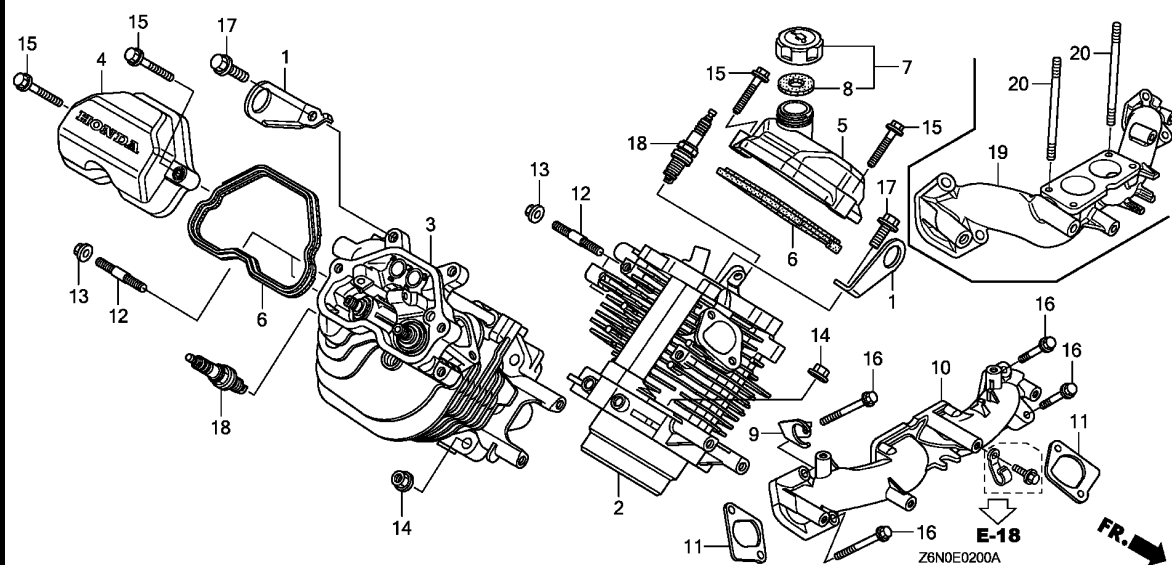
Ref. No.	Part No.	Description	Reqd. QTY			Serial No.	Parts catalogue code
			GX 630	GX 660	GX 690		
1	11911-Z6L-000	HANGER, ENGINE	2	2	2		
2	12110-Z6L-010	HEAD COMP., CYLINDER(#1)	1	1	1	-----	QKF2,QWD3,QZD1,TAX2,TWD,VXEK,VZE9,VZK1
	12110-Z6L-900	1	-	1	-----	VXC,VXC2
	12110-Z6L-000	1	-	-	-----	1004266 QAFH,QKF,QKF1,QKW1,QKW2,QWD,QWF,QZK,SAE1,SYA1,VAY,VEPH,VXAH,VYE3 VZE1,VZE8
	12110-Z6L-010	1	-	-	1004267	----- QAFH,QKF,QKF1,QKW1,QKW2,QWD,QWF,QZK,SAE1,SYA1,VAY,VEPH,VXAH,VYE3 VZE1,VZE8
	12110-Z6L-000	-	1	-	-----	1000054 BAFH,TAF5,TAFH,TDW1,TKW1,TFX3,VAY,VXEH
	12110-Z6L-010	-	1	-	1000055	----- BAFH,TAF5,TAFH,TDW1,TKW1,TFX3,VAY,VXEH
	12110-Z6L-000	-	-	1	-----	TAF5,VYE3
	12110-Z6L-010	-	-	1	1002259	----- BAFH,TAFH,TDW1,TKW1,TFX3,VAY,VXEH
	12110-Z6L-010	-	-	1	1002260	----- BAFH,TAFH,TDW1,TKW1,TFX3,VAY,VXEH
3	12120-Z6L-010	HEAD COMP., CYLINDER(#2)	1	1	1	-----	QKF2,QWD3,QZD1,TAX2,TWD,VXEK,VZE9,VZK1
	12120-Z6L-900	1	-	1	-----	VXC,VXC2
	12120-Z6L-000	1	-	-	-----	1004266 QAFH,QKF,QKF1,QKW1,QKW2,QWD,QWF,QZK,SAE1,SYA1,VAY,VEPH,VXAH,VYE3 VZE1,VZE8
	12120-Z6L-010	1	-	-	1004267	----- QAFH,QKF,QKF1,QKW1,QKW2,QWD,QWF,QZK,SAE1,SYA1,VAY,VEPH,VXAH,VYE3 VZE1,VZE8
	12120-Z6L-000	-	1	-	-----	1000054 BAFH,TAF5,TAFH,TDW1,TKW1,TFX3,VAY,VXEH
	12120-Z6L-010	-	1	-	1000055	----- BAFH,TAF5,TAFH,TDW1,TKW1,TFX3,VAY,VXEH
	12120-Z6L-000	-	-	1	-----	TAF5,VYE3
	12120-Z6L-010	-	-	1	1002259	----- BAFH,TAFH,TDW1,TKW1,TFX3,VAY,VXEH
	12120-Z6L-010	-	-	1	1002260	----- BAFH,TAFH,TDW1,TKW1,TFX3,VAY,VXEH
4	12311-Z6L-000	COVER, CYLINDER HEAD	1	1	1		
5	12311-Z6L-800	COVER, CYLINDER HEAD	1	1	1		
6	12312-Z6L-000	PACKING, HEAD COVER	2	2	2		
7	15600-Z6L-000	CAP ASSY., OIL FILLER	1	1	1		
8	15625-Z6L-000	PACKING, OIL FILLER CAP	1	1	1		

2

E-2

CYLINDER HEAD

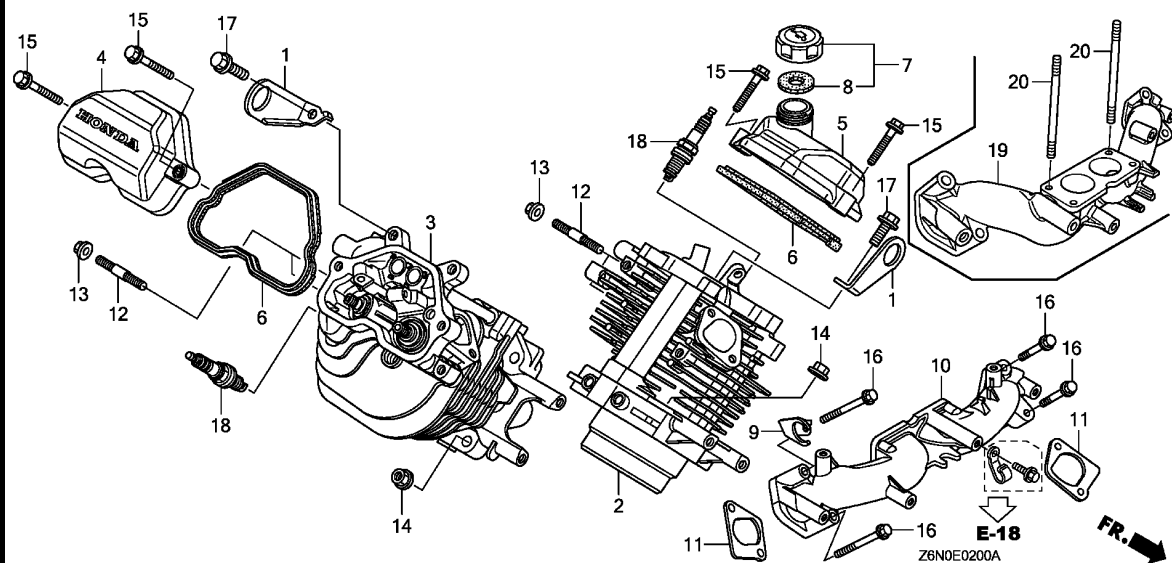
D 2



Ref. No.	L.O.N.	(Relative ref. Number) Description	F.R.T.
+11	3111M7	PACKING, INTAKE MANIFOLD :RIGHT	0.7
		.NOTE: Same time for two units	
18	6141E6	PLUG, SPARK :LEFT BANK	0.1
		.INCLUDES: Spark plug check	
	6141E7	PLUG, SPARK :RIGHT BANK	0.1
		.INCLUDES: Spark plug check	
	6141E8	PLUG, SPARK :BOTH BANKS	0.2
		.INCLUDES: All spark plug check	
19	3111X8	MANIFOLD, INTAKE(A)	0.8

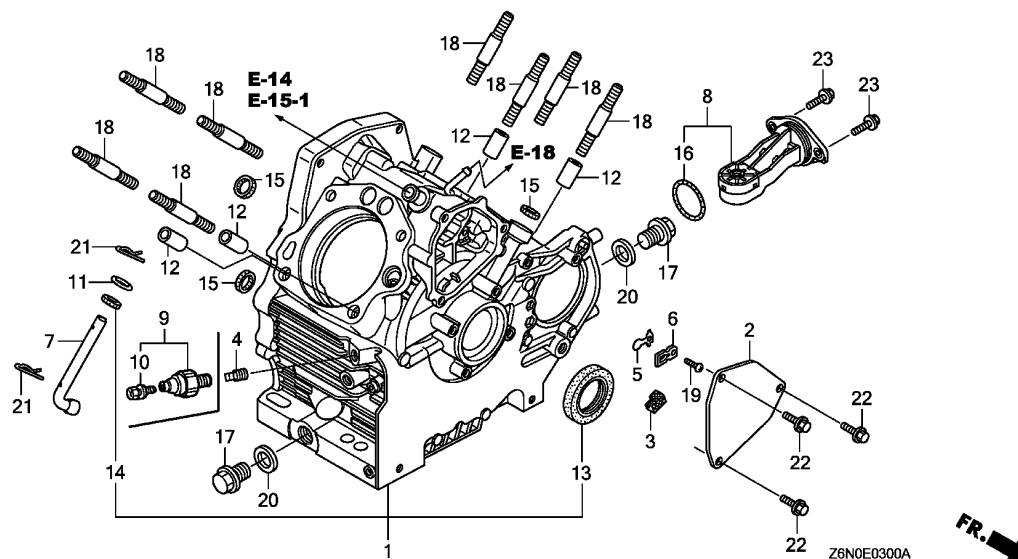
Ref. No.	Part No.	Description	Reqd. QTY			Serial No.	Parts catalogue code
			GX 630	GX 660	GX 690		
9	16722-Z6L-010	STAY, FUEL TUBE GROMMET	1	1	1	-----	QKF2,QWD3,QZD1,TAX2,TWD,VXEK,VZE9,VZK1
	16722-Z6L-000	1	-	-	-----	1004266 QAFH,QKF,QKF1,QKW1,QKW2,QWD,QWF,QZK,SAE1,SYA1,VAY,VEPH,VXAH,VYE3 VZE1,VZE8
	16722-Z6L-010	1	-	-	1004267	----- QAFH,QKF,QKF1,QKW1,QKW2,QWD,QWF,QZK,SAE1,SYA1,VAY,VEPH,VXAH,VYE3 VZE1,VZE8
	16722-Z6L-000	-	1	-	1000054	BAFH,TAF5,TAFH,TDW1,TKW1,TFX3,VAY,VXEH
	16722-Z6L-010	-	1	-	1000055	----- BAFH,TAF5,TAFH,TDW1,TKW1,TFX3,VAY,VXEH
	16722-Z6L-000	-	-	1	1002259	BAFH,TAF5,TAFH,TDW1,TKW1,TFX3,VAY,VXEH,VYE3
	16722-Z6L-010	-	-	1	1002260	----- BAFH,TAF5,TAFH,TDW1,TKW1,TFX3,VAY,VXEH,VYE3
10	17101-Z6L-010	MANIFOLD, INTAKE	1	1	1	-----	QKF2,QWD3,QZD1,TAX2,TWD,VXEK,VZE9,VZK1
	17101-Z6L-000	1	-	-	1004266	----- QAFH,QKF,QKF1,QKW1,QKW2,QWD,QWF,QZK,SAE1,SYA1,VAY,VEPH,VXAH,VYE3 VZE1,VZE8
	17101-Z6L-010	1	-	-	1004267	----- QAFH,QKF,QKF1,QKW1,QKW2,QWD,QWF,QZK,SAE1,SYA1,VAY,VEPH,VXAH,VYE3 VZE1,VZE8
	17101-Z6L-000	-	1	-	1000054	BAFH,TAF5,TAFH,TDW1,TKW1,TFX3,VAY,VXEH
	17101-Z6L-010	-	1	-	1000055	----- BAFH,TAF5,TAFH,TDW1,TKW1,TFX3,VAY,VXEH
	17101-Z6L-000	-	-	1	1002259	BAFH,TAF5,TAFH,TDW1,TKW1,TFX3,VAY,VXEH,VYE3
	17101-Z6L-010	-	-	1	1002260	----- BAFH,TAF5,TAFH,TDW1,TKW1,TFX3,VAY,VXEH,VYE3
11	17151-Z6L-010	PACKING, INTAKE MANIFOLD	2	2	2	-----	QKF2,QWD3,QZD1,TAX2,TWD,VXEK,VZE9,VZK1
	17151-Z6L-000	2	-	2	-----	VXC,VXC2
		2	-	-	1004266	----- QAFH,QKF,QKF1,QKW1,QKW2,QWD,QWF,QZK,SAE1,SYA1,VAY,VEPH,VXAH,VYE3 VZE1,VZE8
	17151-Z6L-010	2	-	-	1004267	----- QAFH,QKF,QKF1,QKW1,QKW2,QWD,QWF,QZK,SAE1,SYA1,VAY,VEPH,VXAH,VYE3 VZE1,VZE8
	17151-Z6L-000	-	2	-	1000054	BAFH,TAF5,TAFH,TDW1,TKW1,TFX3,VAY,VXEH
	17151-Z6L-010	-	2	-	1000055	----- BAFH,TAF5,TAFH,TDW1,TKW1,TFX3,VAY,VXEH
	17151-Z6L-000	-	-	2	1002259	BAFH,TAF5,TAFH,TDW1,TKW1,TFX3,VAY,VXEH,VYE3
	17151-Z6L-010	-	-	2	1002260	----- BAFH,TAF5,TAFH,TDW1,TKW1,TFX3,VAY,VXEH,VYE3





2

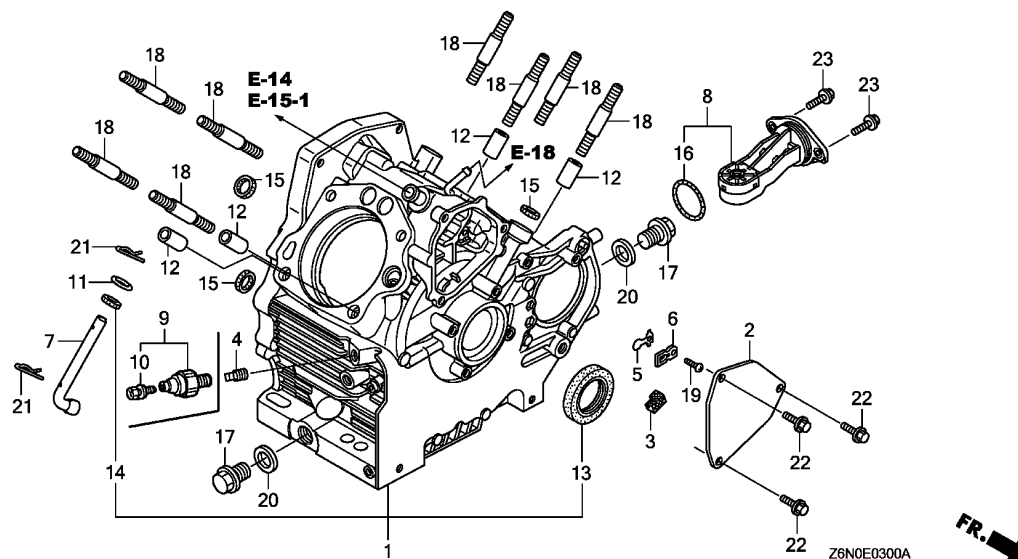
Ref. No.	Part No.	Description	Reqd. QTY			Serial No.	Parts catalogue code
			GX 630	GX 660	GX 690		
12	92900-08022-0E	BOLT, STUD, 8X22	4	4	4		
13	94050-08000	NUT, FLANGE, 8MM	4	4	4		
14	94050-10000	NUT, FLANGE, 10MM	8	8	8		
15	95701-06030-00	BOLT, FLANGE, 6X30	4	4	4		
16	90006-Z6L-000	BOLT, FLANGE, 8X55	4	4	4	-----	QKF2,QWD3,QZD1,TAX2,TWD,VXEK,VZE9,VZK1
	95701-06050-00	BOLT, FLANGE, 6X50	4	-	4	-----	VXC,VXC2
			4	-	-	1004266	QAFH,QKF,QKF1,QKW1,QKW2,QWD,QWF,QZK,SAE1,SYA1,VAY,VEPH,VXAH,VYE3
							VZE1,VZE8
	90006-Z6L-000	BOLT, FLANGE, 8X55	4	-	-	1004267	QAFH,QKF,QKF1,QKW1,QKW2,QWD,QWF,QZK,SAE1,SYA1,VAY,VEPH,VXAH,VYE3
							VZE1,VZE8
	95701-06050-00	BOLT, FLANGE, 6X50	-	4	-	1000054	BAFH,TAF5,TAFH,TDW1,TKW1,TFX3,VAY,VXEH
	90006-Z6L-000	BOLT, FLANGE, 8X55	-	4	-	1000055	BAFH,TAF5,TAFH,TDW1,TKW1,TFX3,VAY,VXEH
	95701-06050-00	BOLT, FLANGE, 6X50	-	-	4	1002259	BAFH,TAF5,TAFH,TDW1,TKW1,TFX3,VAY,VXEH,VYE3
	90006-Z6L-000	BOLT, FLANGE, 8X55	-	-	4	1002260	BAFH,TAF5,TAFH,TDW1,TKW1,TFX3,VAY,VXEH,VYE3
17	95701-08016-00	BOLT, FLANGE, 8X16	2	2	2		
18	98079-5587G	PLUG, SPARK(ZFR5F)	2	2	2	-----	BAFH,QAFH,QKF,QKF1,QKF2,QKW1,QKW2,QWD,QWD3,QWF,QZD1,QZK,SAE1,SYA1
							TAF5,TAFH,TAX2,TDW1,TKW1,TWD,TFX3,VAY,VEPH,VXAH,VXEH,VXEK,VYE3
							VZE1,VZE8,VZE9,VZK1
	98079-5547G	PLUG, SPARK(ZFR5F-4)	2	-	2	-----	VXC,VXC2
19	17101-Z6M-000	MANIFOLD, INTAKE	1	-	1	-----	VXC,VXC2
20	90043-Z6L-000	BOLT, STUD, 6X106	2	-	2	-----	VXC,VXC2



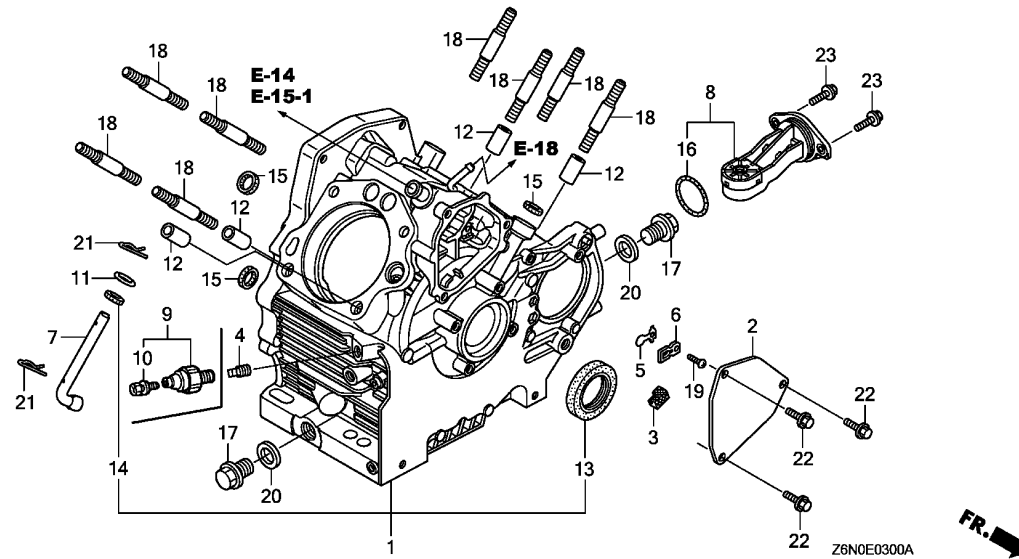
Ref. No.	L.O.N.	(Relative ref. Number) Description	F.R.T.
1	1101B7	CRANKCASE	3.9
3		(2)	
5	1111E5	FILTER, BREATHER	1.0
6		(6)	
7	1171A8	VALVE, OIL OUTLET	1.0
7	1161B4	SHAFT, GOVERNOR ARM	3.0
8		(16)	
9	6151E8	SWITCH, OIL LEVEL	0.2
9	6151E4	SWITCH, OIL PRESSURE	0.2
13	1101E4	OIL SEAL, CRANKSHAFT :FRONT	3.0
14	1101C4	OIL SEAL, GOVERNOR ARM SHAFT	3.0
15	1101T8	PACKING, OIL PASS	0.8
	1111AS	PACKING, OIL PASS :LEFT BANK	1.4
	1111AT	PACKING, OIL PASS :RIGHT BANK	1.4
	1111AU	PACKING, OIL PASS :BOTH BANKS	1.9

Ref. No.	Part No.	Description	Reqd. QTY			Serial No.	Parts catalogue code
			GX 630	GX 660	GX 690		
1	11100-Z6L-810	CRANKCASE ASSY.	1	-	1	1000483	VXC
	11100-Z6L-811		1	-	1	1000484	VXC
	11100-Z6L-830		1	-	-		QKF2
	11100-Z6L-010		1	-	-		QWD3
	11100-Z6L-840		1	-	-		VZE9, VZK1
	11100-Z6L-820		1	-	-	1000020	VXC2
	11100-Z6L-000		1	-	-	1002555	QAFH, QKF, QKW1, QKW2, QWD, QWF, SAE1, VAY
	11100-Z6L-800		1	-	-	1003662	QZK, VEPH, VXAH, VYE3, VZE1, VZE8
	11100-Z6L-801		1	-	-	1006302	QZD1, VXEK
	11100-Z6L-010		1	-	-	1007128	QKF1
	11100-Z6L-811		1	-	-	1011612	SYA1
	11100-Z6L-821		1	-	-	1000021	VXC2
	11100-Z6L-010		1	-	-	1002556	1007128 QAFH, QKF, QKW1, QKW2, QWD, QWF, SAE1, VAY
	11100-Z6L-801		1	-	-	1003663	1006302 QZK, VEPH, VXAH, VYE3, VZE1, VZE8
	11100-Z6L-840		1	-	-	1006303	QZD1, QZK, VEPH, VXAH, VXEK, VYE3, VZE1, VZE8
	11100-Z6L-830		1	-	-	1007129	QAFH, QKF, QKF1, QKW1, QKW2, QWD, QWF, SAE1, VAY
	11100-Z6L-850		1	-	-	1011613	SYA1
	11100-Z6L-620		-	1	1		TAX2
	11100-Z6L-800		-	1	1		TXF3, VXEH, VYE3
	11100-Z6L-810		-	1	-	1000005	TAF5
	11100-Z6L-000		-	1	-	1000006	BAFH, TAFH, TDW1, TKW1, VAY
	11100-Z6L-811		-	1	-	1000006	TAF5
	11100-Z6L-010		-	1	-	1000007	BAFH, TAFH, TDW1, TKW1, VAY
	11100-Z6L-810		-	1	-		TAF5
	11100-Z6L-811		-	1	-		TWD
	11100-Z6L-801		-	1	-		VXEK
	11100-Z6L-820		-	1	-	1000027	VXC2
	11100-Z6L-000		-	1	-	1001534	BAFH, TAFH, TDW1, TKW1, VAY
	11100-Z6L-821		-	1	-	1000028	VXC2



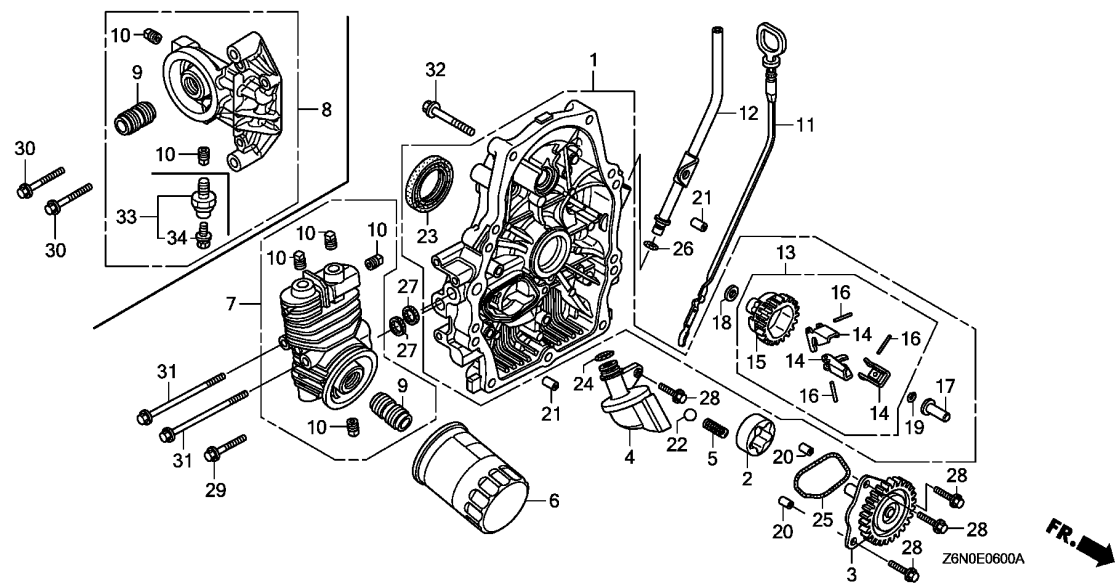


Ref. No.	Part No.	Description	Reqd. QTY			Serial No.	Parts catalogue code
			GX 630	GX 660	GX 690		
(1)	11100-Z6L-010	CRANKCASE ASSY.	-	-	1	1001535	----- BAFH,TAFH,TDW1,TKW1,VAY
2	12356-Z6L-000	COVER, BREATHER	1	1	1		
3	12367-Z6L-000	FILTER, BREATHER	1	1	1		
4	15424-Z6L-000	BOLT, SEALING	1	1	1		----- QWD3,QWF,QZD1,QZK,TAX2,TDW1,VEPH,VXAH,VXC2,VXEH,VXEK,VYE3,VZE1 VZE8,VZE9,VZK1
5	15571-ZM7-003	VALVE, OIL OUTLET	1	-	-	1000099	----- QWD
6	15572-Z6L-000	PLATE, STOPPER	1	1	1		
7	16541-Z6L-010	SHAFT, GOVERNOR ARM	1	1	1		
8	35480-Z6L-003	SWITCH ASSY., OIL LEVEL	1	1	1		----- QZD1,QZK,TFX3,VEPH,VXAH,VXC2,VXEH,VXEK,VYE3,VZE1,VZE8,VZE9,VZK1
9	37240-ZG5-004	SWITCH, OIL PRESSURE	1	1	1		----- BAFH,QAFH,QKF,QKF1,QKF2,QKW1,QKW2,SAE1,SYA1,TAF5,TAFH,TKW1,TWD TFX3,VAY,VXC
10	90002-ZG5-004	SCREW-WASHER, 4X8	1	-	-	1000098	QWD
			1	1	1		----- BAFH,QAFH,QKF,QKF1,QKF2,QKW1,QKW2,SAE1,SYA1,TAF5,TAFH,TKW1,TWD TFX3,VAY,VXC
			1	-	-	1000098	QWD
11	90404-Z6L-000	WASHER, PLAIN(10MM)	1	1	1		
12	90709-Z6L-000	DOWEL PIN, 12X20	4	4	4		
13	91201-Z6L-003	OIL SEAL, 38X58X9	1	1	1		
14	91203-Z6L-003	OIL SEAL, 10X16X5	1	1	1		
15	91308-Z6L-003	PACKING, OIL PASS	3	3	3		
16	91309-Z6L-000	O-RING, 37.9X2.4	1	1	1		----- QZD1,QZK,TFX3,VEPH,VXAH,VXC2,VXEH,VXEK,VYE3,VZE1,VZE8,VZE9,VZK1
17	92800-20000	BOLT, DRAIN PLUG, 20MM	2	2	2		
18	92900-10040-0B	BOLT, STUD, 10X40	8	8	8		
19	93500-03008-0A	SCREW, PAN, 3X8	1	1	1		
20	94109-20000	WASHER, DRAIN PLUG, 20MM	2	2	2		



Ref. No.	Part No.	Description	Reqd. QTY			Serial No.	Parts catalogue code
			GX 630	GX 660	GX 690		
21	94251-10000	PIN, LOCK, 10MM	2	2	2		
22	95701-06014-00	BOLT, FLANGE, 6X14	3	3	3		
23	95701-06016-00	BOLT, FLANGE, 6X16	2	2	2	-----	----- QZD1,QZK,TXF3,VEPH,VXAH,VXC2,VXEH,VXEK,VYE3,VZE1,VZE8,VZE9,VZK1



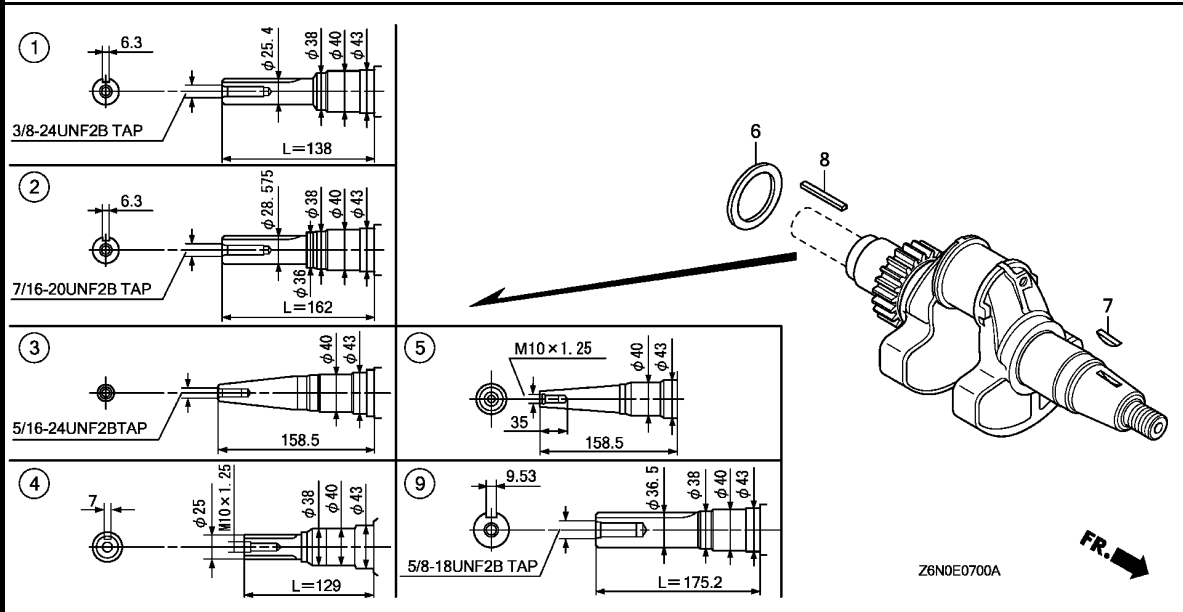


Ref. No.	L.O.N.	(Relative ref. Number) Description	F.R.T.
1	1101F1	COVER, CRANKCASE	1.2
2		(5,22)	
3	1131B3	ROTOR, OIL PUMP OUTER	0.9
4		(25)	
5	1131A4	GEAR, OIL PUMP	0.9
6		(24)	
7	1131B5	STRAINER, OIL	0.9
8	110175	CARTRIDGE, OIL FILTER	0.2
9		(27)	
10	1101A2	BASE, OIL FILTER	0.3
11		(27)	
12	1101T7	BASE, OIL FILTER(A)	0.4
13		.NOTE: Side mount type	
14	1161C4	GOVERNOR ASSEMBLY	0.9
15		(14,16)	
16	1161A7	HOLDER, GOVERNOR WEIGHT	1.0
17	1161B6	SLIDER, GOVERNOR	0.9
18	23	OIL SEAL, CRANKSHAFT :REAR ...	0.9
19	33	6151E4 SWITCH, OIL PRESSURE	0.2

Ref. No.	Part No.	Description	Reqd. QTY			Serial No.	Parts catalogue code
			GX 630	GX 660	GX 690		
1	11300-Z6L-010	COVER ASSY., CRANKCASE	1	1	1	-----	QKF1,QKF2,QWD3,QZD1,SYA1,TAX2,TWD,VXC,VXC2,VXEK,VYE3,VZE9,VZK1
	11300-Z6L-000	1	-	-	1000204	QAFH,QKF,QKW1,QKW2,QWD,QWF,QZK,SAE1,VAY,VEPH,VXAH,VZE1,VZE8
	11300-Z6L-010	1	-	-	1000205	QAFH,QKF,QKW1,QKW2,QWD,QWF,QZK,SAE1,VAY,VEPH,VXAH,VZE1,VZE8
	11300-Z6L-000	-	1	-	1000005	BAFH,TAF5,TAFH,TDW1,TKW1,TFX3,VAY,VXEH
	11300-Z6L-010	-	1	-	1000006	BAFH,TAF5,TAFH,TDW1,TKW1,TFX3,VAY,VXEH
	11300-Z6L-000	-	-	1	1000090	BAFH,TAF5,TAFH,TDW1,TKW1,TFX3,VAY,VXEH
	11300-Z6L-010	-	-	1	1000091	BAFH,TAF5,TAFH,TDW1,TKW1,TFX3,VAY,VXEH
2	15133-Z6L-000	ROTOR, OIL PUMP OUTER	1	1	1		
3	15140-Z6L-010	GEAR COMP., OIL PUMP	1	1	1		
4	15220-Z6L-000	STRAINER COMP., OIL	1	1	1		
5	15232-Z6L-000	SPRING, RELIEF VALVE	1	1	1		
6	15400-RTA-004	CARTRIDGE, OIL FILTER (TOYO ROKI)	1	1	1		
7	15410-Z6L-000	BASE COMP., OIL FILTER	1	1	-	-----	BAFH,QAFH,QKF,QKW1,QKW2,QWD3,QWF,QZD1,QZK,SAE1,TAF5,TAFH,TAX2,TDW1,TKW1,TFX3,VAY,VEPH,VXC,VXC2,VXEH,VYE3,VZE1,VZE8,VZE9,VZK1
	15410-Z6L-840	1	-	-	-----	QKF1,QKF2,SYA1
	15410-Z6L-000	-	-	1		
8	15410-Z6L-800	BASE COMP., OIL FILTER	1	-	-	-----	VXAH,VXEK
		1	-	-	1000098	QWD
	15410-Z6L-820	1	-	-	1000099	QWD
9	15423-Z6L-000	HOLDER, OIL FILTER	1	1	1		
10	15424-Z6L-000	BOLT, SEALING	4	-	-	-----	QAFH,QKF,QKF1,QKF2,QKW1,QKW2,QWD3,QWF,QZD1,QZK,SAE1,SYA1,VAY,VEPH,VXC,VXC2,VYE3,VZE1,VZE8,VZE9,VZK1
		2	-	-	-----	VXAH,VXEK
		2	-	-	1000098	QWD
		1	-	-	1000099	QWD
		-	4	4		

Ref. No.	Part No.	Description	Reqd. QTY			Serial No.	Parts catalogue code
			GX 630	GX 660	GX 690		
11	15655-Z6L-000	GAUGE COMP., OIL LEVEL	1	1	1		
12	15665-Z6L-000	PIPE COMP., OIL LEVEL	1	1	1		
13	16510-Z6L-010	GOVERNOR ASSY.	1	1	1		
	16510-Z6L-000	1	-	-	1000204	QAFH,QKF,QKW1,QKW2,QWD,QWF,QZK,SAE1,VAY,VEPH,VXAH,VZE1,VZE8
	16510-Z6L-010	1	-	-	1000205	QAFH,QKF,QKW1,QKW2,QWD,QWF,QZK,SAE1,VAY,VEPH,VXAH,VZE1,VZE8
	16510-Z6L-000	-	1	-	1000005	BAFH,TAF5,TAFH,TDW1,TKW1,TFX3,VAY,VXEH
	16510-Z6L-010	-	1	-	1000006	BAFH,TAF5,TAFH,TDW1,TKW1,TFX3,VAY,VXEH
	16510-Z6L-000	-	-	1	1000090	BAFH,TAF5,TAFH,TDW1,TKW1,TFX3,VAY,VXEH
	16510-Z6L-010	-	-	1	1000091	BAFH,TAF5,TAFH,TDW1,TKW1,TFX3,VAY,VXEH
14	16511-Z6L-310	WEIGHT, GOVERNOR	3	3	3		
	16511-Z6L-300	3	-	-	1000204	QAFH,QKF,QKW1,QKW2,QWD,QWF,QZK,SAE1,VAY,VEPH,VXAH,VZE1,VZE8
	16511-Z6L-310	3	-	-	1000205	QAFH,QKF,QKW1,QKW2,QWD,QWF,QZK,SAE1,VAY,VEPH,VXAH,VZE1,VZE8
	16511-Z6L-300	-	3	-	1000005	BAFH,TAF5,TAFH,TDW1,TKW1,TFX3,VAY,VXEH
	16511-Z6L-310	-	3	-	1000006	BAFH,TAF5,TAFH,TDW1,TKW1,TFX3,VAY,VXEH
	16511-Z6L-300	-	-	3	1000090	BAFH,TAF5,TAFH,TDW1,TKW1,TFX3,VAY,VXEH
	16511-Z6L-310	-	-	3	1000091	BAFH,TAF5,TAFH,TDW1,TKW1,TFX3,VAY,VXEH
15	16512-Z6L-310	HOLDER, GOVERNOR WEIGHT	1	1	1		
	16512-Z6L-300	1	-	-	1000204	QAFH,QKF,QKW1,QKW2,QWD,QWF,QZK,SAE1,VAY,VEPH,VXAH,VZE1,VZE8
	16512-Z6L-310	1	-	-	1000205	QAFH,QKF,QKW1,QKW2,QWD,QWF,QZK,SAE1,VAY,VEPH,VXAH,VZE1,VZE8
	16512-Z6L-300	-	1	-	1000005	BAFH,TAF5,TAFH,TDW1,TKW1,TFX3,VAY,VXEH
	16512-Z6L-310	-	1	-	1000006	BAFH,TAF5,TAFH,TDW1,TKW1,TFX3,VAY,VXEH
	16512-Z6L-300	-	-	1	1000090	BAFH,TAF5,TAFH,TDW1,TKW1,TFX3,VAY,VXEH
	16512-Z6L-310	-	-	1	1000091	BAFH,TAF5,TAFH,TDW1,TKW1,TFX3,VAY,VXEH
16	16513-Z6L-000	PIN, GOVERNOR WEIGHT	3	3	3		
17	16531-Z6L-000	SLIDER, GOVERNOR	1	1	1		
18	90403-Z6L-000	WASHER, 6X16	1	1	1		
19	90602-ZE1-000	CLIP, GOVERNOR HOLDER	1	1	1		
20	90707-Z6L-000	DOWEL PIN, 8X10	2	2	2		
21	90708-Z6L-000	DOWEL PIN, 8X14	2	2	2		
22	90902-Z6L-000	BALL, STEEL, #15(15/32)	1	1	1		
23	91202-Z6L-003	OIL SEAL, 38X58X9	1	1	1		
24	91301-Z6L-003	O-RING, 14.8X2.4	1	1	1		
25	91302-Z6L-003	O-RING, OIL PUMP	1	1	1		
26	91308-PH9-000	O-RING, 8.8X1.9	1	1	1		
27	91308-Z6L-003	PACKING, OIL PASS	2	2	2		
28	95701-06020-00	BOLT, FLANGE, 6X20	4	4	4		
29	95701-06028-00	BOLT, FLANGE, 6X28	1	1	1		
30	95701-06035-00	BOLT, FLANGE, 6X35	2	-	-	-----	QWD,VXAH,VXEK
31	95701-06090-00	BOLT, FLANGE, 6X90	2	2	-	-----	BAFH,QAFH,QKF,QKF1,QKF2,QKW1,QKW2,QWD3,QWF,QZD1,QZK,SAE1,SYA1 TAF5,TAFH,TAX2,TDW1,TKW1,TFX3,VAY,VEPH,VXC,VXC2,VXEH,VYE3,VZE1 VZE8,VZE9,VZK1
32	95701-08045-00	BOLT, FLANGE, 8X45	-	-	2		
33	37240-ZG5-004	SWITCH, OIL PRESSURE	1	-	-	1000099	----- QWD
34	90002-ZG5-004	SCREW-WASHER, 4X8	1	-	-	1000099	----- QWD

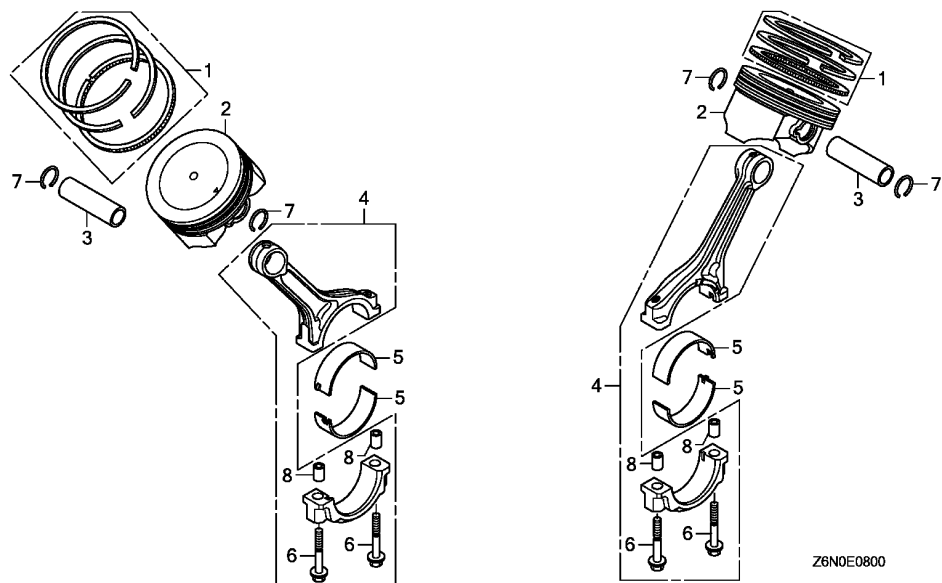




Ref. No.	L.O.N.	(Relative ref. Number) Description	F.R.T.
1	1101F0	(2,3,4,5,9) CRANKSHAFT	3.2

Ref. No.	Part No.	Description	Reqd. QTY			Serial No.	Parts catalogue code
			GX 630	GX 660	GX 690		
1	13310-Z6L-000	CRANKSHAFT COMP. (L=138)	1	-	-	-----	QAFH, QKF, QKF1, QKF2, QKW1, QKW2, QWD, QWD3, QWF, QZD1, QZK
2	13310-Z6L-600	CRANKSHAFT COMP. (L=162)	-	1	1	-----	TAF5, TAFH, TDW1, TKW1, TWD, TXF3
	13310-Z6L-840	-----	-	1	1	-----	TAX2
3	13310-Z6L-620	CRANKSHAFT COMP. (L=158.5)	1	1	1	-----	VAY, VEPH, VXAH, VXC, VXC2, VXE8, VXEK, VYE3, VZE1, VZK1
4	13310-Z6L-640	CRANKSHAFT COMP. (L=129)	1	-	-	-----	SAE1, SYA1
5	13310-Z6L-650	CRANKSHAFT COMP. (L=158.5)	1	-	-	-----	VZE8, VZE9
6	90402-Z6L-000	WASHER, CRANKSHAFT THRUST	1	1	1	-----	
	90401-Z6L-620	-----	-	1	1	-----	TAX2
7	90741-ZE2-000	KEY, SPECIAL WOODRUFF, 25X18	1	1	1	-----	
8	90745-ZE2-600	KEY, 6.3X6.3X43	1	1	-	-----	QKW1, QWF, TXF3
			-	-	1	-----	TAF5, TXF3
9	13310-Z6L-610	CRANKSHAFT COMP. (L=175.2)	-	1	1	-----	BAFH

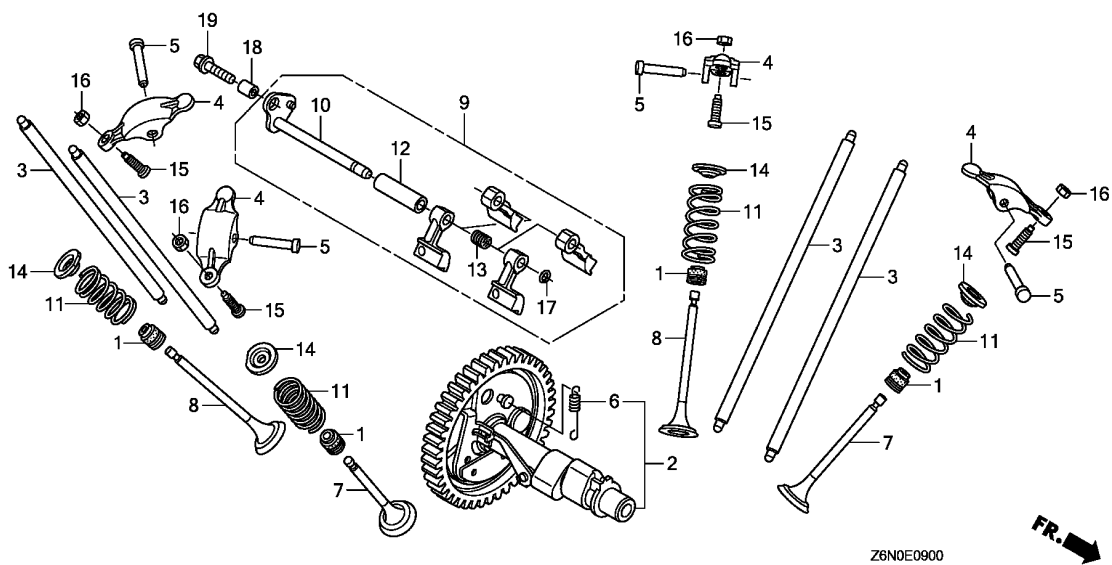
2



Ref. No.	L.O.N.	(Relative ref. Number) Description	F.R.T.
2	(1,3)		
1111AP		PISTON AND/OR PISTON RING :LEFT BANK	1.9
1111AQ		PISTON AND/OR PISTON RING :RIGHT BANK	1.9
1111AR		PISTON AND/OR PISTON RING :BOTH BANKS	2.6
4	(5)		
1101T3		ROD, CONNECTING :LEFT BANK ...	2.7
1101T4		ROD, CONNECTING :RIGHT BANK ..	2.7
1101T5		ROD, CONNECTING :BOTH BANKS ..	3.2

Ref. No.	Part No.	Description	Reqd. QTY			Serial No.	Parts catalogue code
			GX 630	GX 660	GX 690		
1	13010-Z6L-003	RING SET, PISTON(STD.) (TEIKOKU)	2	2	2		
2	13101-Z6L-000	PISTON	2	2	2	-----	BAFH,QAFH,QKF,QKW1,QKW2,QWD,QWF,QZK,SAE1,TAF5,TAFH,TDW1,TKW1,TFX3 VAY,VEPH,VXAH,VXC,VXC2,VXEH,VYE3,VZE1,VZE8
	13101-Z6L-010	2	2	-	-----	QKF2,QWD3,TAX2,VZE9,VZK1
	13101-Z6L-000	2	-	-	1011612	QKF1,QZD1,SYA1,VXEK
	13101-Z6L-010	2	-	-	1011613	QKF1,QZD1,SYA1,VXEK
			-	-	2	-----	TAX2,TWD,VXEK
3	13111-Z6L-000	PIN, PISTON	2	2	2		
4	13210-Z6L-000	ROD ASSY., CONNECTING	2	2	2		
5	13211-Z6L-003	BEARING A, CONNECTING ROD ...	4	4	4		
6	90001-Z6L-000	BOLT, CONNECTING ROD, 7X38 ..	4	4	4		
7	90551-ZE1-000	CLIP, PISTON PIN, 18MM	4	4	4		
8	90705-Z6L-000	DOWEL PIN, 9X10	4	4	4		

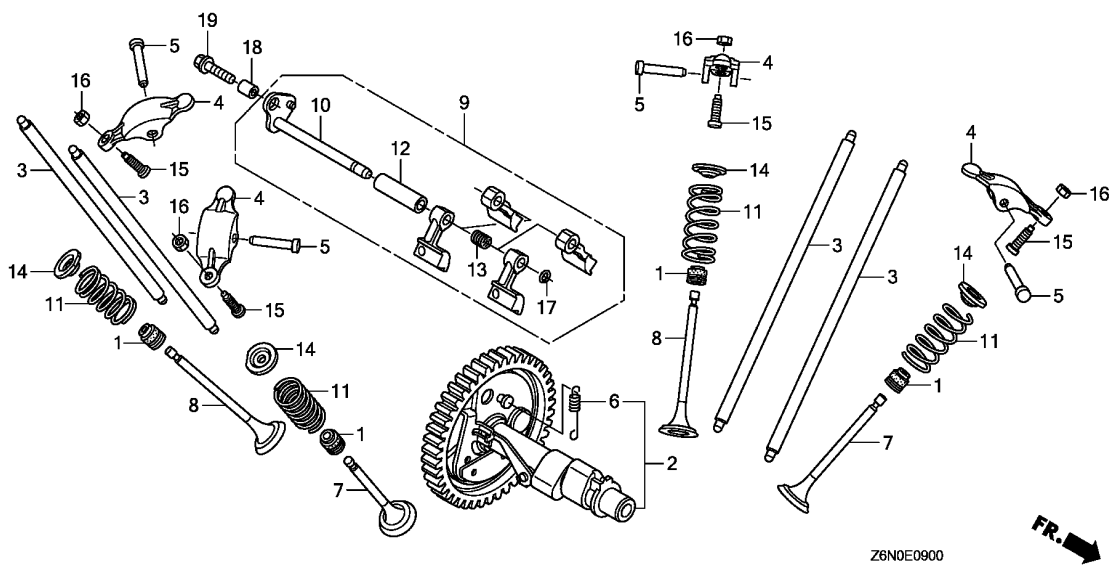




Ref. No.	L.O.N.	(Relative ref. Number) Description	F.R.T.
1	1111U9	SEAL, INTAKE VALVE STEM(ONE) :LEFT BANK	1.5
		.INCLUDES: Valve clearance adjustment	
	1111U9B	.Replace one head(intake and exhaust all) add	0.1
	1111V0	SEAL, INTAKE VALVE STEM(ONE) :RIGHT BANK	1.5
		.INCLUDES: Valve clearance adjustment	
	1111V0B	.Replace one head(intake and exhaust all) add	0.1
	1111V1	SEAL, EXHAUST VALVE STEM(ONE) :LEFT BANK	1.5
		.INCLUDES: Valve clearance adjustment	
	1111V1B	.Replace one head(intake and exhaust all) add	0.1
	1111V2	SEAL, EXHAUST VALVE STEM(ONE) :RIGHT BANK	1.5
		.INCLUDES: Valve clearance adjustment	
	1111V2B	.Replace one head(intake and exhaust all) add	0.1
+ 2	1111C2	CAMSHAFT	1.3

2

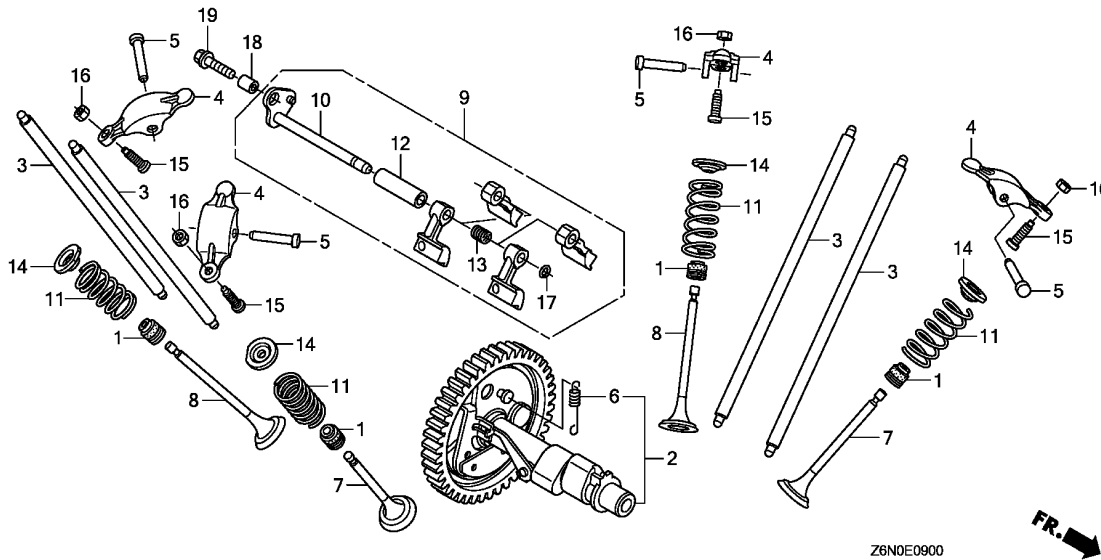
Ref. No.	Part No.	Description	Reqd. QTY			Serial No.	Parts catalogue code
			GX 630	GX 660	GX 690		
1	12208-Z6L-003	SEAL, VALVE STEM	4	4	4		
2	14100-Z6L-000	CAMSHAFT ASSY.	1	1	1	-----	BAFH, QAFH, QKF, QKF1, QKF2, QKW1, QKW2, QWD, QWD3, QWF, QZD1, QZK, SAE1, SYA1, TAF5, TAFH, TDW1, TKW1, TWD, TXF3, VAY, VEPH, VXAH, VXC, VXC2, VXEH, VXEK, VYE3, VZE1, VZE8, VZE9, VZK1, TAX2
	14100-Z6L-840	-	1	1	-----	
3	14410-Z6L-000	ROD COMP., PUSH	4	4	4		
4	14431-Z6L-000	ARM, VALVE ROCKER	4	4	4		
5	14461-Z6L-000	SHAFT, ROCKER ARM	4	4	4		
6	14568-Z6L-000	SPRING, WEIGHT RETURN	1	1	1		
7	14711-Z6L-000	VALVE, IN.	2	2	2	-----	BAFH, QAFH, QKF, QKF1, QKF2, QKW1, QKW2, QWD, QWD3, QWF, QZD1, QZK, SAE1, SYA1, TAF5, TAFH, TAX2, TDW1, TKW1, TWD, TXF3, VAY, VEPH, VXAH, VXEH, VXEK, VYE3, VZE1, VZE8, VZE9, VZK1, VXC, VXC2
	14711-Z6L-900	2	-	2	-----	
8	14721-Z6L-000	VALVE, EX.	2	2	2	-----	BAFH, QAFH, QKF, QKF1, QKF2, QKW1, QKW2, QWD, QWD3, QWF, QZD1, QZK, SAE1, SYA1, TAF5, TAFH, TAX2, TDW1, TKW1, TWD, TXF3, VAY, VEPH, VXAH, VXEH, VXEK, VYE3, VZE1, VZE8, VZE9, VZK1, VXC, VXC2
	14721-Z6L-900	2	-	2	-----	
9	14730-Z6L-000	LIFTER ASSY., VALVE	1	1	1		
10	14735-Z6L-000	SHAFT COMP., VALVE LIFTER ...	1	1	1		
11	14751-Z6L-000	SPRING, VALVE	4	4	4		
12	14763-Z6L-000	COLLAR, VALVE LIFTER	1	1	1		
13	14764-Z6L-000	SPRING, VALVE LIFTER	1	1	1		
14	14771-ZE1-000	RETAINER, IN. VALVE SPRING .. (IN./EX.)	4	4	4		
15	90012-Z6L-000	SCREW, TAPPET ADJUSTING	4	4	4		
16	90206-Z6L-000	NUT, TAPPET ADJUSTING	4	4	4		



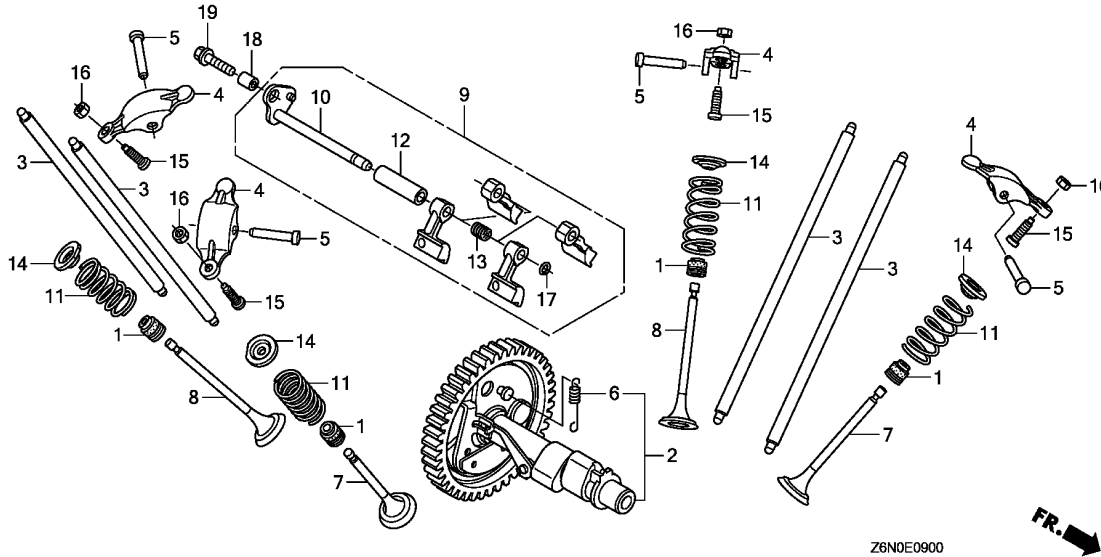
Ref. No.	L.O.N.	(Relative ref. Number) Description	F.R.T.
+ 2		.INCLUDES: Valve clearance adjustment	
3	1111X5	ROD, PUSH(ONE) :LEFT BANK INTAKE	0.3
		.INCLUDES: Valve clearance adjustment	
	1111X5B	.Replace one head(intake and exhaust all) add	0.1
	1111X6	ROD, PUSH(ONE) :RIGHT BANK INTAKE	0.3
		.INCLUDES: Valve clearance adjustment	
	1111X6B	.Replace one head(intake and exhaust all) add	0.1
	1111X7	ROD, PUSH(ONE) :LEFT BANK EXHAUST	0.3
		.INCLUDES: Valve clearance adjustment	
	1111X7B	.Replace one head(intake and exhaust all) add	0.1
	1111X8	ROD, PUSH(ONE) :RIGHT BANK EXHAUST	0.3
		.INCLUDES: Valve clearance adjustment	
+			

Ref. No.	Part No.	Description	Reqd. QTY			Serial No.	Parts catalogue code
			GX 630	GX 660	GX 690		
17	90602-ZE1-000	CLIP, GOVERNOR HOLDER	1	1	1		
18	90707-Z6L-000	DOWEL PIN, 8X10	1	1	1		
19	95701-06022-00	BOLT, FLANGE, 6X22	1	1	1		



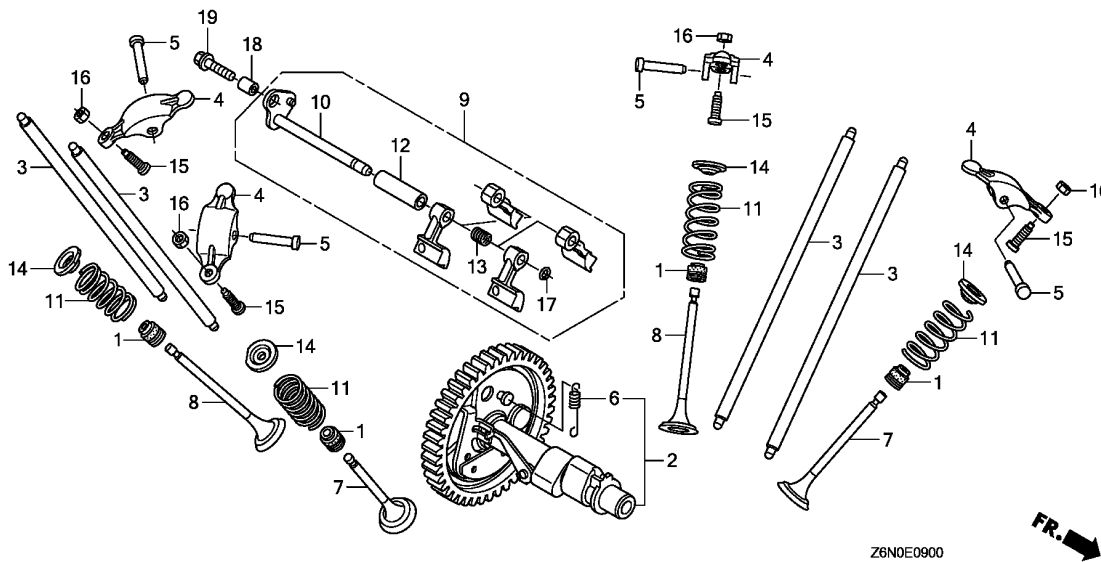


Ref. No.	L.O.N.	(Relative ref. Number) Description	F.R.T.
+ 3	1111X8B	.Replace one head(intake and exhaust all) add	0.1
4	1111T1	ARM, ROCKER :LEFT BANK INTAKE .INCLUDES: Valve clearance adjustment	0.3
	1111T1C	.Replace one head(intake and exhaust all) add	0.1
	1111U3	ARM, ROCKER :LEFT BANK EXHAUST .INCLUDES: Valve clearance adjustment	0.3
	1111U3C	.Replace one head(intake and exhaust all) add	0.1
	1111T2	ARM, ROCKER :RIGHT BANK INTAKE .INCLUDES: Valve clearance adjustment	0.3
	1111T2C	.Replace one head(intake and exhaust all) add	0.1
	1111U4	ARM, ROCKER :RIGHT BANK EXHAUST .INCLUDES: Valve clearance adjustment	0.3
	1111U4C	.Replace one head(intake and exhaust all) add	0.1
+ 7	1111T9	VALVE, INTAKE(ONE) :LEFT BANK	1.6



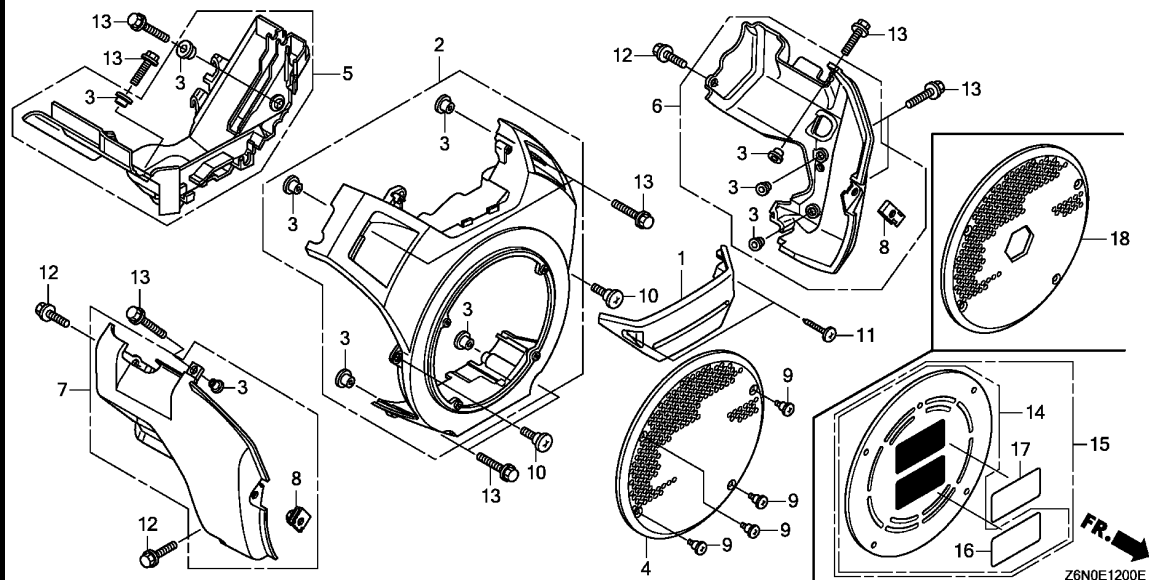
Ref. No.	L.O.N.	(Relative ref. Number) Description	F.R.T.
+ 7		.INCLUDES: Valve clearance adjustment and reface	
1111T9B		.Replace one head(intake and exhaust all) add	0.2
1111U1		VALVE, INTAKE(ONE) :RIGHT BANK .INCLUDES: Valve clearance adjustment and reface	1.6
1111U1B		.Replace one head(intake and exhaust all) add	0.2
8 1111U0		VALVE, EXHAUST(ONE) :LEFT BANK .INCLUDES: Valve clearance adjustment and reface	1.6
1111U0B		.Replace one head(intake and exhaust all) add	0.2
1111U2		VALVE, EXHAUST(ONE) :RIGHT BANK	1.6
1111U2B		.INCLUDES: Valve clearance adjustment and reface .Replace one head(intake and exhaust all) add	0.2
9 1111F7		LIFTER, VALVE	1.3
		.INCLUDES: Valve clearance adjustment (12,13,17)	
10 + 1111P2		SHAFT, VALVE LIFTER	1.4





Ref. No.	L.O.N. (Relative ref. Number)	Description	F.R.T.
----------	-------------------------------	-------------	--------

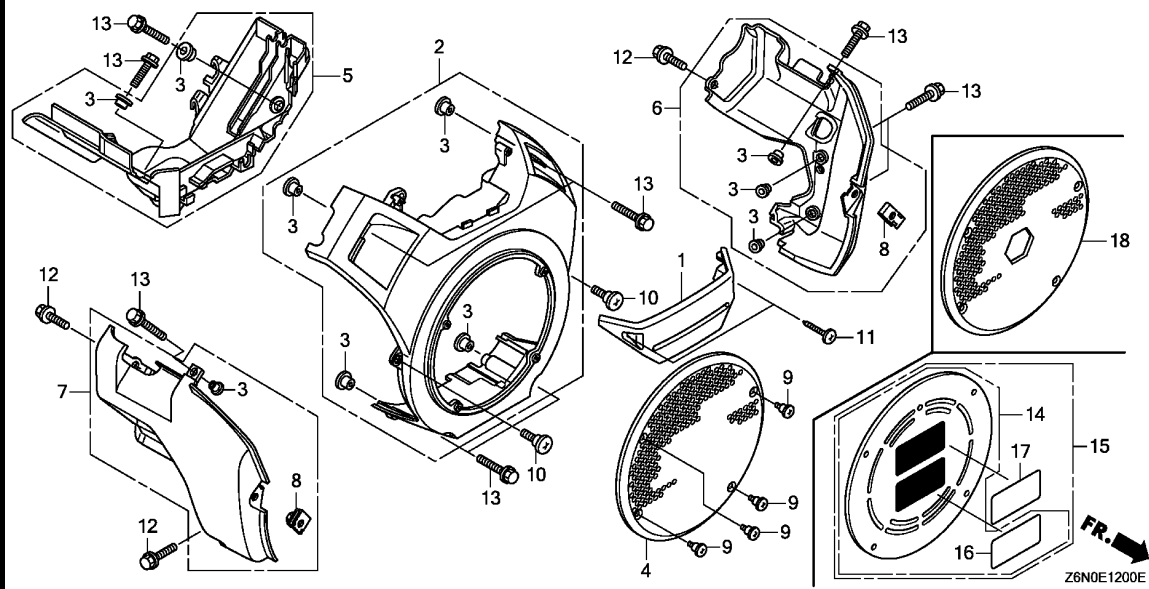
+10		.INCLUDES: Valve clearance adjustment	
-----	--	--	--



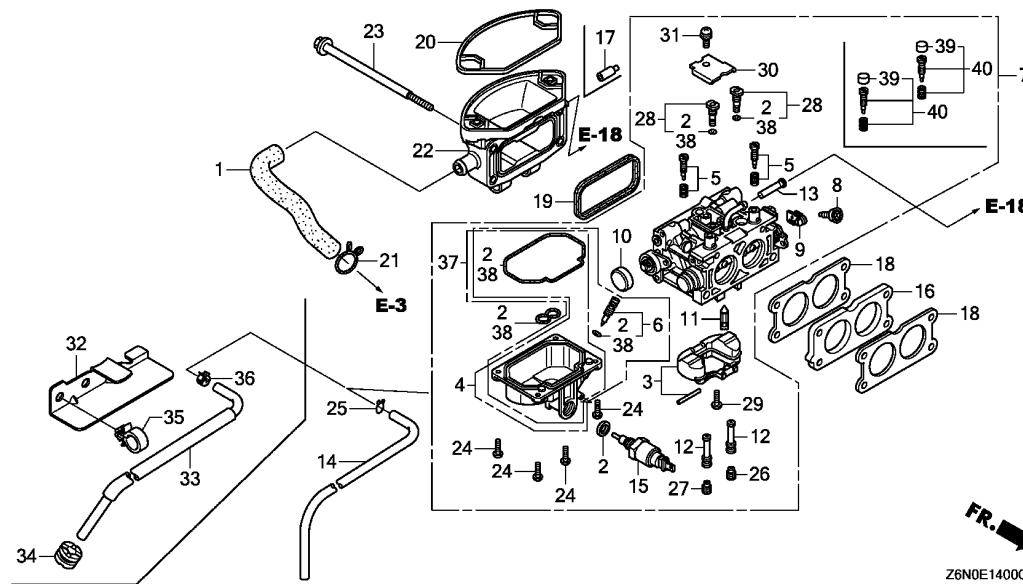
Ref. No.	L.O.N.	(Relative ref. Number) Description	F.R.T.
1	3101A4	COVER, FUEL PUMP	0.1
2	1141G8	COVER, ENGINE COOLING FAN	0.2
4		(14,15,18)	
	4141C9	PROTECTOR, FAN COVER	0.1
5	4141E2	SHROUD, ENGINE :UPPER	0.5
6	4141D9	SHROUD, ENGINE :LEFT	0.3
7	4141E1	SHROUD, ENGINE :RIGHT	0.2

Ref. No.	Part No.	Description	Reqd. QTY			Serial No.	Parts catalogue code
			GX 630	GX 660	GX 690		
1	16715-Z6L-000	COVER, FUEL PUMP	1	1	1		
2	19610-Z6L-000ZA	COVER COMP., FAN *R280*.....POWER RED	1	1	1	-----	BAFH,QAFH,QKF,QKF1,QKF2,QKW1,QKW2,QWD,QWF,QZD1,QZK,SAE1,TAF5,TAFH,TAX2,TDW1,TKW1,TWD,TFX3,VAY,VEPH,VXAH,VXEH,VXEK,VYE3,VZE1,VZE8,VZK1
	19610-Z6L-000ZB	*NH1*.....BLACK	1	1	1	-----	QKF,QKW1,QKW2,QWD3,SYA1,TDW1,TKW1,VAY,VYE3,VZE1,VZE8,VZE9
	19610-Z6M-000ZA	*R280*.....POWER RED	1	-	1	-----	VXC,VXC2
	19610-Z6M-000ZB	*NH1*.....BLACK	1	-	1	-----	VXC,VXC2
3	19619-Z0A-300	COLLAR, FAN COVER	10	10	10		
4	19621-Z6L-000	PROTECTOR, FAN COVER	1	1	1	-----	BAFH,QAFH,QKF,QKF1,QKF2,QKW1,QKW2,QWF,QZD1,QZK,SAE1,SYA1,TAF5,TAFH,TAX2,TDW1,TKW1,TFX3,VAY,VEPH,VXAH,VXC,VXC2,VXEH,VXEK,VYE3,VZE1,VZE8,VZE9,VZK1
5	19631-Z6L-000	SHROUD, UPPER	1	1	1		
6	19641-Z6L-000	SHROUD, R. LOWER	1	1	1		
7	19642-Z6L-000	SHROUD, L. LOWER	1	1	-	-----	BAFH,QAFH,QKF,QKW1,QKW2,QWD3,QWF,QZD1,QZK,SAE1,TAF5,TAFH,TAX2,TDW1,TKW1,TFX3,VAY,VEPH,VXAH,VXC,VXC2,VXEH,VYE3,VZE1,VZE8,VZE9,VZK1
	19642-Z6L-810	1	-	1	-----	QKF1,QKF2,SYA1,TWD
	19642-Z6L-800	1	-	-	-----	QWD,VXEK
	19642-Z6L-000	-	-	1	-----	BAFH,TAF5,TAFH,TAX2,TDW1,TKW1,TFX3,VAY,VXC,VXC2,VXEH,VXEK,VYE3
8	84601-HA7-670	NUT, FENDER SETTING	2	2	2		
9	90005-Z6L-000	SCREW, SPECIAL, 4X10	4	4	4	-----	BAFH,QAFH,QKF,QKF1,QKF2,QKW1,QKW2,QWD3,QWF,QZD1,QZK,SAE1,SYA1,TAF5,TAFH,TAX2,TDW1,TKW1,TWD,TFX3,VAY,VEPH,VXAH,VXC,VXC2,VXEH,VXEK,VYE3,VZE1,VZE8,VZE9,VZK1
10	90380-GM9-740	SCREW, SPECIAL, 6X15	2	2	2		
11	93913-25580	SCREW, TAPPING, 5X20	2	2	2		
12	95701-06016-00	BOLT, FLANGE, 6X16	3	3	3		





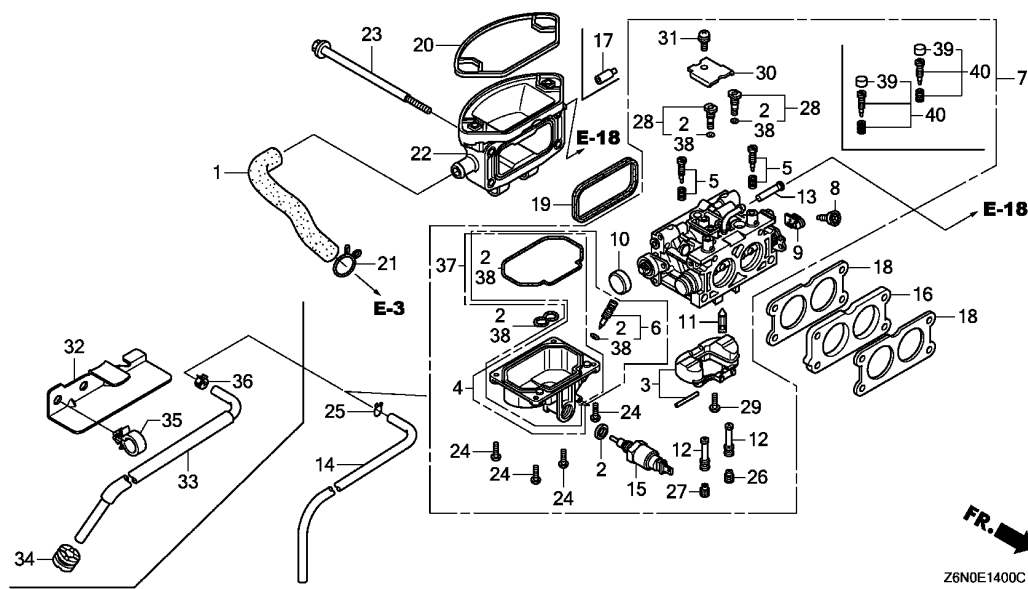
Ref. No.	Part No.	Description	Reqd. QTY			Serial No.	Parts catalogue code
			GX 630	GX 660	GX 690		
13	95701-06020-00	BOLT, FLANGE, 6X20	10	10	10		
14	06172-Z6L-000	KIT, WINTER(E)	1	-	-	----- QZD1	
15	06172-Z6L-800	KIT, WINTER(F)	1	-	-	----- QZD1	
16	87538-Z6L-000	LABEL, OPERATOR NOTICE (ENGLISH)	1	-	-	----- QZD1	
17	87538-Z6L-800	LABEL, OPERATOR NOTICE(FRENCH)	1	-	-	----- QZD1	
18	19621-Z6L-800	PROTECTOR, FAN COVER(P.T.O.)	1	-	1	----- QWD3,TWD	



Ref. No.	L.O.N.	(Relative ref. Number) Description	F.R.T.
1	1111K5	TUBE, BREATHER (38)	0.5
2	3111B1	GASKET SET, CARBURETOR (37)	0.8
4	3111A3	FLOAT CHAMBER SET AND/OR GASKET (40)	0.6
5	3111T7	SCREW SET, PILOT :LEFT	0.3
	3111T8	SCREW SET, PILOT :RIGHT	0.3
7	3111F3	CARBURETOR (3)	0.5
11	3111E1	FLOAT VALVE SET AND/OR FLOAT SET	0.7
13	3111T4	SCREEN, CARBURETOR FUEL STRAINER	0.2
15	6211C0	VALVE, CARBURETOR SOLENOID	0.6
16	3111C0	CARBURETOR INSULATOR AND/OR PACKING	0.5
18	3111C8	PACKING, CARBURETOR	0.5
		.NOTE: Same time for two units	
19	3121D9	PACKING, AIR CLEANER	0.5
20	3121E8	SEAL, AIR CLEANER CASE	0.2
22	3121B4	ELBOW, AIR CLEANER (12)	0.5
26	3111T5	JET, MAIN :LEFT	0.6

Ref. No.	Part No.	Description	Reqd. QTY			Serial No.	Parts catalogue code
			GX 630	GX 660	GX 690		
1	15721-Z6L-000	TUBE, BREATHER	1	1	1	-----	BAFH, QAFH, QKF, QKF1, QKF2, QKW1, QKW2, QWD, QWD3, QWF, QZD1, QZK, SAE1, SYA1 TAF5, TAFH, TAX2, TDW1, TKW1, TWD, TXF3, VAY, VEPH, VXAH, VXEH, VXEK, VYE3 VZE1, VZE8, VZE9, VZK1
2	16010-Z6L-003	GASKET SET	1	1	1	-----	BAFH, QAFH, QKF, QKW1, QKW2, QWD, QWD3, QWF, QZD1, QZK, SAE1, TAF5, TAFH, TDW1, TKW1, TXF3, VAY, VEPH, VXAH, VXEH, VXEK, VYE3, VZE1, VZE8, VZE9, VZK1
3	16013-Z6L-003	FLOAT SET	1	1	1	-----	QKF1, QKF2, SYA1, TWD
4	16015-Z6L-003	CHAMBER SET, FLOAT	1	1	1	-----	BAFH, QAFH, QKF, QKW1, QKW2, QWD, QWD3, QWF, QZD1, QZK, SAE1, TAF5, TAFH, TDW1, TKW1, TXF3, VAY, VEPH, VXAH, VXEH, VXEK, VYE3, VZE1, VZE8, VZE9, VZK1
5	16016-Z6L-003	SCREW SET (CARBURETOR NO.)	2	2	2	-----	TAX2
	///	///	-	-	-	-----	BK07A A QAFH, QKF, QKW1, QKW2, QWD, QWF, QZK, SAE1, VAY, VEPH, VXAH, VYE3, VZE1, VZE8
	///	///	-	-	-	-----	BK06A A BAFH, TAF5, TAFH, TDW1, TKW1, TXF3, VAY
	///	///	-	-	-	-----	BK06E A VXEH
	///	///	-	-	-	-----	BK05A A BAFH, TAF5, TAFH, TDW1, TKW1, TXF3, VAY, VYE3
	///	///	-	-	-	-----	BK05D A VXEH
6	16024-124-760	SCREW SET, DRAIN	1	1	1	-----	BAFH, QAFH, QKF, QKW1, QKW2, QWD, QWD3, QWF, QZD1, QZK, SAE1, TAF5, TAFH, TAX2 TDW1, TKW1, TXF3, VAY, VEPH, VXAH, VXEH, VXEK, VYE3, VZE1, VZE8, VZE9, VZK1
7	16100-Z9E-932	CARBURETOR ASSY. (BK07F B)	1	-	-	-----	QKF2
	16100-Z9E-023	CARBURETOR ASSY. (BK07A C)	1	-	-	-----	QWD3, VZE9, VZK1
	16100-Z9E-003	CARBURETOR ASSY. (BK07A A)	1	-	-	-----	1003477 QAFH, QKF, QKW1, QKW2, QWD, QWF, QZK, SAE1, VAY, VEPH, VXAH, VYE3, VZE1, VZE8
	16100-Z9E-013	CARBURETOR ASSY. (BK07A B)	1	-	-	-----	1006302 QZD1, VXEK
	16100-Z9E-931	CARBURETOR ASSY. (BK07F A)	1	-	-	-----	1009493 QKF1, SYA1
	16100-Z9E-013	CARBURETOR ASSY. (BK07A B)	1	-	-	1003478	1006302 QAFH, QKF, QKW1, QKW2, QWD, QWF, QZK, SAE1, VAY, VEPH, VXAH, VYE3, VZE1, VZE8
	16100-Z9E-023	CARBURETOR ASSY. (BK07A C)	1	-	-	1006303	QAFH, QKF, QKW1, QKW2, QWD, QWF, QZD1, QZK, SAE1, VAY, VEPH, VXAH, VXEK, VYE3 VZE1, VZE8





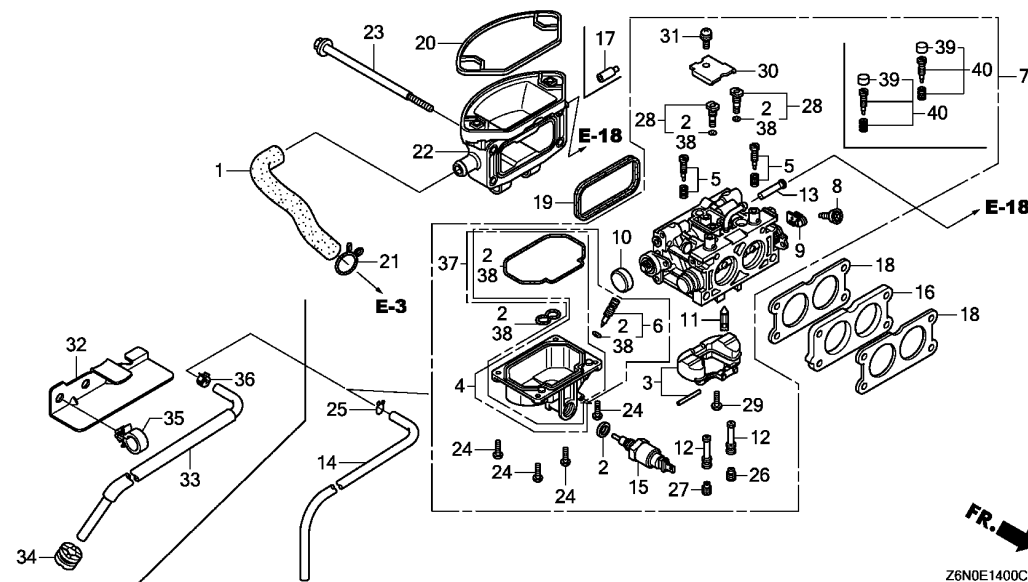
Ref. No.	L.O.N.	(Relative ref. Number) Description	F.R.T.
27	(12)	3111T6 JET, MAIN :RIGHT	0.6

2

Ref. No.	Part No.	Description	Reqd. QTY			Serial No.	Parts catalogue code
			GX 630	GX 660	GX 690		
(7)	16100-Z9E-932	CARBURETOR ASSY. (BK07F B) ...	1	-	-	1009494	QKF1,SYA1
	16100-Z8N-891	CARBURETOR ASSY. (BK06K A) ...	-	1	-		TAX2
	16100-Z8N-852	CARBURETOR ASSY. (BK06E B) ...	-	1	-		VXEH
	16100-Z8N-003	CARBURETOR ASSY. (BK06A A) ...	-	1	-	1000005	BAFH,TAF5,TAFH,TDW1,TKW1,TFX3,VAY
	16100-Z8N-013	CARBURETOR ASSY. (BK06A B) ...	-	1	-	1000006	BAFH,TAF5,TAFH,TDW1,TKW1,TFX3,VAY
	16100-Z6L-891	CARBURETOR ASSY. (BK05F A) ...	-	-	1		TAX2
	16100-Z6L-911	CARBURETOR ASSY. (BK05K A) ...	-	-	1		TWD
	16100-Z6L-852	CARBURETOR ASSY. (BK05D B) ...	-	-	1		VXEK
	16100-Z6L-003	CARBURETOR ASSY. (BK05A A) ...	-	-	1	1001560	BAFH,TAF5,TAFH,TDW1,TKW1,TFX3,VAY,VYE3
	16100-Z6L-851	CARBURETOR ASSY. (BK05D A) ...	-	-	1	1002191	VXEK
	16100-Z6L-013	CARBURETOR ASSY. (BK05A B) ...	-	-	1	1001561	BAFH,TAF5,TAFH,TDW1,TKW1,TFX3,VAY,VYE3
	16100-Z6L-852	CARBURETOR ASSY. (BK05D B) ...	-	-	1	1002192	VXEK
8	16124-ZE0-005	SCREW, THROTTLE STOP	1	1	1		BAFH,QAFH,QKF,QKF1,QKF2,QKW1,QKW2,QWD,QWD3,QWF,QZD1,QZK,SAE1,SYA1 TAF5,TAFH,TAX2,TDW1,TKW1,TWD,TFX3,VAY,VEPH,VXAH,VXEH,VXEK,VYE3 VZE1,VZE8,VZE9,VZK1
9	16126-Z6L-003	ARM, THROTTLE LINKAGE	1	1	1		BAFH,QAFH,QKF,QKF1,QKF2,QKW1,QKW2,QWD,QWD3,QWF,QZD1,QZK,SAE1,SYA1 TAF5,TAFH,TAX2,TDW1,TKW1,TWD,TFX3,VAY,VEPH,VXAH,VXEH,VXEK,VYE3 VZE1,VZE8,VZE9,VZK1
10	16148-141-881	CAP, CHOKE DUST	1	1	1		BAFH,QAFH,QKF,QKF1,QKF2,QKW1,QKW2,QWD,QWD3,QWF,QZD1,QZK,SAE1,SYA1 TAF5,TAFH,TAX2,TDW1,TKW1,TWD,TFX3,VAY,VEPH,VXAH,VXEH,VXEK,VYE3 VZE1,VZE8,VZE9,VZK1
11	16155-Z6L-003	VALVE COMP., FLOAT	1	1	1		BAFH,QAFH,QKF,QKF1,QKF2,QKW1,QKW2,QWD,QWD3,QWF,QZD1,QZK,SAE1,SYA1 TAF5,TAFH,TAX2,TDW1,TKW1,TWD,TFX3,VAY,VEPH,VXAH,VXEH,VXEK,VYE3 VZE1,VZE8,VZE9,VZK1
12	16166-Z9E-932	NOZZLE, MAIN	2	-	-		QKF2
	16166-Z9E-003	2	-	-		QWD3,VZE9,VZK1

Ref. No.	Part No.	Description	Reqd. QTY			Serial No.	Parts catalogue code
			GX 630	GX 660	GX 690		
12)	16166-Z8N-003	NOZZLE, MAIN (CARBURETOR NO.)	2	-	-	BK07A B	QAFH,QKF,QKW1,QKW2,QWD,QWF,QZD1,QZK,SAE1,VAY,VEPH,VXAH,VXEK,VYE3 VZE1,VZE8
	16166-Z9E-931	(CARBURETOR NO.)	2	-	-	BK07F A	QKF1,SYA1
	16166-Z9E-003	(CARBURETOR NO.)	2	-	-	BK07A C	QAFH,QKF,QKW1,QKW2,QWD,QWF,QZD1,QZK,SAE1,VAY,VEPH,VXAH,VXEK,VYE3 VZE1,VZE8
	16166-Z9E-932	(CARBURETOR NO.)	2	-	-	BK07F B	QKF1,SYA1
	16166-Z8N-003		-	2	-		
	16166-Z6L-003		-	-	2		
13	16176-Z2G-D51	SCREEN, FUEL STRAINER	1	1	1		BAFH,TAF5,TAFH,TAX2,TDW1,TKW1,TWD,TFX3,VAY,VXEH,VXEK,VYE3 BAFH,QAFH,QKF,QKF1,QKF2,QKW1,QKW2,QWD,QWD3,QWF,QZD1,QZK,SAE1,SYA1 TAF5,TAFH,TAX2,TDW1,TKW1,TWD,TFX3,VAY,VEPH,VXAH,VXEH,VXEK,VYE3 VZE1,VZE8,VZE9,VZK1
14	16198-Z6L-000	TUBE, DRAIN	1	1	1		BAFH,QAFH,QKF,QKW1,QKW2,QWF,QZD1,QZK,SAE1,TAF5,TAFH,TAX2,TDW1 TKW1,TFX3,VAY,VEPH,VXAH,VXEH,VXEK,VYE3,VZE1,VZE8,VZE9,VZK1
	16198-ZJ1-840		1	-	-		QWD3
	16198-Z6L-000		1	-	-	1000098	QWD
	16198-ZJ1-840		1	-	-	1000099	QWD
15	16200-Z6L-003	VALVE ASSY., SOLENOID	1	1	1		BAFH,QAFH,QKF,QKF1,QKF2,QKW1,QKW2,QWD,QWD3,QWF,QZD1,QZK,SAE1,SYA1 TAF5,TAFH,TDW1,TKW1,TWD,TFX3,VAY,VEPH,VXAH,VXEH,VXEK,VYE3,VZE1 VZE8,VZE9,VZK1
16	16211-Z6L-000	INSULATOR, CARBURETOR	1	1	1		BAFH,QAFH,QKF,QKF1,QKF2,QKW1,QKW2,QWD,QWD3,QWF,QZD1,QZK,SAE1,SYA1 TAF5,TAFH,TAX2,TDW1,TKW1,TWD,TFX3,VAY,VEPH,VXAH,VXEH,VXEK,VYE3 VZE1,VZE8,VZE9,VZK1
17	16215-MV4-000	CAP, BOOST	1	1	1		SYA1,TAF5,TWD
18	16221-Z6L-000	PACKING, CARBURETOR	2	2	2		BAFH,QAFH,QKF,QKF1,QKF2,QKW1,QKW2,QWD,QWD3,QWF,QZD1,QZK,SAE1,SYA1 TAF5,TAFH,TAX2,TDW1,TKW1,TWD,TFX3,VAY,VEPH,VXAH,VXEH,VXEK,VYE3 VZE1,VZE8,VZE9,VZK1
19	17228-Z6L-000	PACKING, AIR CLEANER	1	1	1		BAFH,QAFH,QKF,QKF1,QKF2,QKW1,QKW2,QWD,QWD3,QWF,QZD1,QZK,SAE1,SYA1 TAF5,TAFH,TAX2,TDW1,TKW1,TWD,TFX3,VAY,VEPH,VXAH,VXEH,VXEK,VYE3 VZE1,VZE8,VZE9,VZK1
20	17229-Z6L-000	SEAL, AIR CLEANER CASE	1	1	1		BAFH,QAFH,QKF,QKF1,QKF2,QKW1,QKW2,QWD,QWD3,QWF,QZD1,QZK,SAE1,SYA1 TAF5,TAFH,TAX2,TDW1,TKW1,TWD,TFX3,VAY,VEPH,VXAH,VXEH,VXEK,VYE3 VZE1,VZE8,VZE9,VZK1
21	17369-KB4-670	CLIP, BREATHER TUBE	1	1	1		BAFH,QAFH,QKF,QKF1,QKF2,QKW1,QKW2,QWD,QWD3,QWF,QZD1,QZK,SAE1,SYA1 TAF5,TAFH,TAX2,TDW1,TKW1,TWD,TFX3,VAY,VEPH,VXAH,VXEH,VXEK,VYE3 VZE1,VZE8,VZE9,VZK1
22	17410-Z6L-000	ELBOW COMP., AIR CLEANER	1	1	1		BAFH,QAFH,QKF,QKF1,QKF2,QKW1,QKW2,QWD,QWD3,QWF,QZD1,QZK,SAE1,SYA1 TAF5,TAFH,TAX2,TDW1,TKW1,TWD,TFX3,VAY,VEPH,VXAH,VXEH,VXEK,VYE3 VZE1,VZE8,VZE9,VZK1
23	90003-Z6L-000	BOLT, FLANGE, 6X106	4	4	4		BAFH,QAFH,QKF,QKF1,QKF2,QKW1,QKW2,QWD,QWD3,QWF,QZD1,QZK,SAE1,SYA1 TAF5,TAFH,TAX2,TDW1,TKW1,TWD,TFX3,VAY,VEPH,VXAH,VXEH,VXEK,VYE3 VZE1,VZE8,VZE9,VZK1
24	93500-04012-1H	SCREW, PAN, 4X12	4	4	4		BAFH,QAFH,QKF,QKF1,QKF2,QKW1,QKW2,QWD,QWD3,QWF,QZD1,QZK,SAE1,SYA1 TAF5,TAFH,TAX2,TDW1,TKW1,TWD,TFX3,VAY,VEPH,VXAH,VXEH,VXEK,VYE3 VZE1,VZE8,VZE9,VZK1
25	95002-02080	CLIP, TUBE(B8)	1	1	1		BAFH,QAFH,QKF,QKW1,QKW2,QWD,QWD3,QWF,QZD1,QZK,SAE1,TAF5,TAFH,TAX2 TDW1,TKW1,TFX3,VAY,VEPH,VXAH,VXEH,VXEK,VYE3,VZE1,VZE8,VZE9,VZK1
26	99101-Z9E-0980	JET, MAIN, #98	(1)	-	-		QKF2
	99101-Z9E-1020	JET, MAIN, #102	(1)	-	-		QKF2
	99101-Z9E-1100	JET, MAIN, #110	1	-	-		QKF2
	99101-ZH8-0980	JET, MAIN, #98	(1)	-	-		QWD3,VZE9,VZK1
	99101-ZH8-1020	JET, MAIN, #102	(1)	-	-		QWD3,VZE9,VZK1



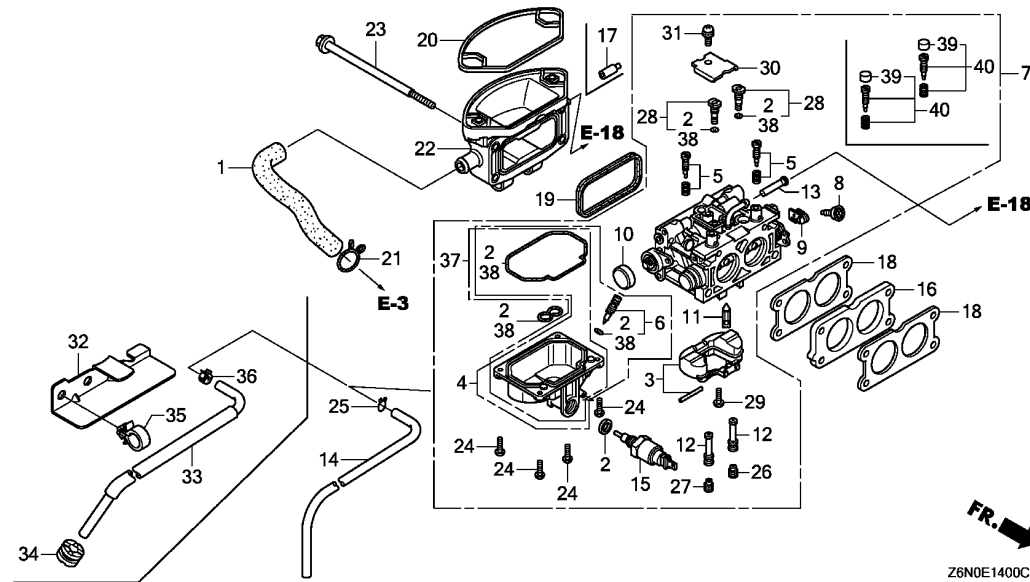


Z6N0E1400C

Ref. No.	Part No.	Description	Reqd. QTY			Serial No.	Parts catalogue code
			GX 630	GX 660	GX 690		
26)	99101-ZH8-1100	JET, MAIN, #110	1	-	-	-----	QWD3,VZE9,VZK1
	99101-ZH8-0900	JET, MAIN, #90	(1)	-	-	-----	BK07A B QAFH,QKF,QKW1,QKW2,QWD,QWF,QZD1,QZK,SAE1,VAY,VEPH,VXAH,VXEK,VYE3
		(CARBURETOR NO.)					VZE1,VZE8
	99101-ZH8-0950	JET, MAIN, #95	(1)	-	-	-----	BK07A B QAFH,QKF,QKW1,QKW2,QWD,QWF,QZD1,QZK,SAE1,VAY,VEPH,VXAH,VXEK,VYE3
		(CARBURETOR NO.)					VZE1,VZE8
	99101-ZH8-1020	JET, MAIN, #102	1	-	-	-----	BK07A B QAFH,QKF,QKW1,QKW2,QWD,QWF,QZD1,QZK,SAE1,VAY,VEPH,VXAH,VXEK,VYE3
		(CARBURETOR NO.)					VZE1,VZE8
	99101-Z9E-0900	JET, MAIN, #90	(1)	-	-	-----	BK07F A QKF1,SYA1
	99101-Z9E-0950	JET, MAIN, #95	(1)	-	-	-----	BK07F A QKF1,SYA1
		(CARBURETOR NO.)					
	99101-Z9E-1020	JET, MAIN, #102	1	-	-	-----	BK07F A QKF1,SYA1
		(CARBURETOR NO.)					
	99101-ZH8-0980	JET, MAIN, #98	(1)	-	-	BK07A C -----	QAFH,QKF,QKW1,QKW2,QWD,QWF,QZD1,QZK,SAE1,VAY,VEPH,VXAH,VXEK,VYE3
		(CARBURETOR NO.)					VZE1,VZE8
	99101-ZH8-1020	JET, MAIN, #102	(1)	-	-	BK07A C -----	QAFH,QKF,QKW1,QKW2,QWD,QWF,QZD1,QZK,SAE1,VAY,VEPH,VXAH,VXEK,VYE3
		(CARBURETOR NO.)					VZE1,VZE8
	99101-ZH8-1100	JET, MAIN, #110	1	-	-	BK07A C -----	QAFH,QKF,QKW1,QKW2,QWD,QWF,QZD1,QZK,SAE1,VAY,VEPH,VXAH,VXEK,VYE3
		(CARBURETOR NO.)					VZE1,VZE8
	99101-Z9E-0980	JET, MAIN, #98	(1)	-	-	BK07F B -----	QKF1,SYA1
		(CARBURETOR NO.)					
	99101-Z9E-1020	JET, MAIN, #102	(1)	-	-	BK07F B -----	QKF1,SYA1
		(CARBURETOR NO.)					

Ref. No.	Part No.	Description	Reqd. QTY			Serial No.	Parts catalogue code
			GX 630	GX 660	GX 690		
26)	99101-Z9E-1100	JET, MAIN, #110 (CARBURETOR NO.)	1	-	-	BK07F B	QKF1,SYA1
	99101-ZH8-1050	JET, MAIN, #105	-	(1)	(1)		BAFH,TAF5,TAFH,TAX2,TDW1,TKW1,TWD,TFX3,VAY,VXEH,VXEK,VYE3
	99101-ZH8-1000	JET, MAIN, #100	-	(1)	-		
	99101-ZH8-1120	JET, MAIN, #112	-	1	-		
	99101-ZH8-1100	JET, MAIN, #110	-	-	(1)		BAFH,TAF5,TAFH,TAX2,TDW1,TKW1,TWD,TFX3,VAY,VXEH,VXEK,VYE3
	99101-ZH8-1180	JET, MAIN, #118	-	-	1		BAFH,TAF5,TAFH,TAX2,TDW1,TKW1,TWD,TFX3,VAY,VXEH,VXEK,VYE3
27	99101-ZH8-0980	JET, MAIN, #98	(1)	-	-		QAFH,QKF,QKW1,QKW2,QWD,QWD3,QWF,QZD1,QZK,SAE1,VAY,VEPH,VXAH,VXEK,VYE3,VZE1,VZE8,VZE9,VZK1
	99101-Z9E-0980		(1)	-	-		QKF1,QKF2,SYA1
	99101-Z9E-1020	JET, MAIN, #102	(1)	-	-		QKF2
	99101-Z9E-1100	JET, MAIN, #110	1	-	-		QKF2
	99101-ZH8-1020	JET, MAIN, #102	(1)	-	-		QWD3,VZE9,VZK1
	99101-ZH8-1100	JET, MAIN, #110	1	-	-		QWD3,VZE9,VZK1
	99101-ZH8-0920	JET, MAIN, #92 (CARBURETOR NO.)	(1)	-	-	BK07A B	QAFH,QKF,QKW1,QKW2,QWD,QWF,QZD1,QZK,SAE1,VAY,VEPH,VXAH,VXEK,VYE3,VZE1,VZE8
	99101-ZH8-1050	JET, MAIN, #105 (CARBURETOR NO.)	1	-	-	BK07A B	QAFH,QKF,QKW1,QKW2,QWD,QWF,QZD1,QZK,SAE1,VAY,VEPH,VXAH,VXEK,VYE3,VZE1,VZE8
	99101-Z9E-0920	JET, MAIN, #92 (CARBURETOR NO.)	(1)	-	-	BK07F A	QKF1,SYA1
	99101-Z9E-1050	JET, MAIN, #105 (CARBURETOR NO.)	1	-	-	BK07F A	QKF1,SYA1
	99101-ZH8-1020	JET, MAIN, #102 (CARBURETOR NO.)	(1)	-	-	BK07A C	QAFH,QKF,QKW1,QKW2,QWD,QWF,QZD1,QZK,SAE1,VAY,VEPH,VXAH,VXEK,VYE3,VZE1,VZE8
	99101-ZH8-1100	JET, MAIN, #110 (CARBURETOR NO.)	1	-	-	BK07A C	QAFH,QKF,QKW1,QKW2,QWD,QWF,QZD1,QZK,SAE1,VAY,VEPH,VXAH,VXEK,VYE3,VZE1,VZE8
	99101-Z9E-1020	JET, MAIN, #102 (CARBURETOR NO.)	(1)	-	-	BK07F B	QKF1,SYA1
	99101-Z9E-1100	JET, MAIN, #110 (CARBURETOR NO.)	1	-	-	BK07F B	QKF1,SYA1
	99101-ZH8-1050	JET, MAIN, #105	-	(1)	(1)		BAFH,TAF5,TAFH,TAX2,TDW1,TKW1,TWD,TFX3,VAY,VXEH,VXEK,VYE3
	99101-ZH8-1000	JET, MAIN, #100	-	(1)	-		
	99101-ZH8-1120	JET, MAIN, #112	-	1	-		
	99101-ZH8-1100	JET, MAIN, #110	-	-	(1)		BAFH,TAF5,TAFH,TAX2,TDW1,TKW1,TWD,TFX3,VAY,VXEH,VXEK,VYE3
	99101-ZH8-1180	JET, MAIN, #118	-	-	1		BAFH,TAF5,TAFH,TAX2,TDW1,TKW1,TWD,TFX3,VAY,VXEH,VXEK,VYE3
28	99204-ZE2-0400	JET SET, PILOT, #40	2	2	-		BAFH,QAFH,QKF,QKF1,QKF2,QKW1,QKW2,QWD,QWD3,QWF,QZD1,QZK,SAE1,SYA1,TAF5,TAFH,TAX2,TDW1,TKW1,TFX3,VAY,VEPH,VXAH,VXEK,VYE3,VZE1,VZE8,VZE9,VZK1
	99204-ZE2-0450	JET SET, PILOT, #45	-	-	2		BAFH,TAF5,TAFH,TAX2,TDW1,TKW1,TWD,TFX3,VAY,VXEH,VXEK,VYE3
29	16081-Z6L-003	SCREW, FLOAT	1	1	1		BAFH,QAFH,QKF,QKF1,QKF2,QKW1,QKW2,QWD,QWD3,QWF,QZD1,QZK,SAE1,SYA1,TAF5,TAFH,TAX2,TDW1,TKW1,TWD,TFX3,VAY,VEPH,VXAH,VXEK,VYE3,VZE1,VZE8,VZE9,VZK1
30	16113-Z6L-003	PLATE	1	1	1		BAFH,QAFH,QKF,QKF1,QKF2,QKW1,QKW2,QWD,QWD3,QWF,QZD1,QZK,SAE1,SYA1,TAF5,TAFH,TAX2,TDW1,TKW1,TWD,TFX3,VAY,VEPH,VXAH,VXEK,VYE3,VZE1,VZE8,VZE9,VZK1
31	93892-05010-18	SCREW-WASHER, 5X10	1	1	1		BAFH,QAFH,QKF,QKF1,QKF2,QKW1,QKW2,QWD,QWD3,QWF,QZD1,QZK,SAE1,SYA1,TAF5,TAFH,TAX2,TDW1,TKW1,TWD,TFX3,VAY,VEPH,VXAH,VXEK,VYE3,VZE1,VZE8,VZE9,VZK1
32	16191-Z6L-800	GUARD, DRAIN HOSE	1	-	1		QKF1,QKF2,SYA1,TWD
33	16192-Z6L-800	HOSE COMP., DRAIN	1	-	1		SYA1,TWD
	16192-Z6L-810		1	-	-		QKF1,QKF2
34	19051-KA3-830	RUBBER, RADIATOR MOUNTING	1	-	1		QKF1,QKF2,SYA1,TWD
35	90659-680-013	CLIP, WIRE HARNESS	1	-	1		QKF1,QKF2,SYA1,TWD





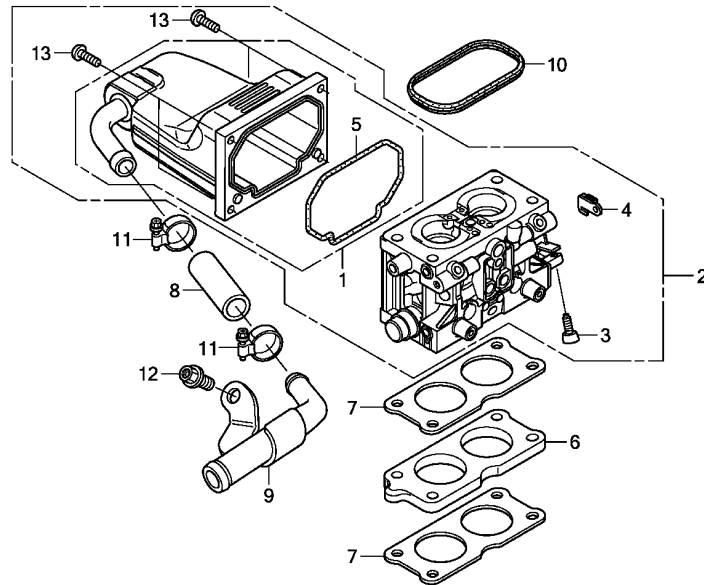
Z6N0E1400C

Ref. No.	Part No.	Description	Reqd. QTY			Serial No.	Parts catalogue code
			GX 630	GX 660	GX 690		
36	95002-40850-08	CLAMP, TUBE(D8.5)	1	-	1	-----	QKF1,QKF2,SYA1,TWD
37	16015-Z6L-911	CHAMBER SET, FLOAT	1	-	1	-----	QKF1,QKF2,SYA1,TWD
38	16010-Z6L-891	GASKET SET	-	1	1	-----	TAX2
39	16134-Z6L-801	CAP, ADJUSTING SCREW (CARBURETOR NO.)	2	-	2	-----	QWD3,QZD1,VXEK,VZE9,VZK1
	///		-	-	-	BK07A B	QAFH,QKF,QKW1,QKW2,QWD,QWF,QZK,SAE1,VAY,VEPH,VXAH,VYE3,VZE1,VZE8
	///		-	2	-	BK06A B	BAFH,TAF5,TAFH,TDW1,TKW1,TFX3,VAY
	///		-	2	-	BK06E B	VXEH
	///		-	-	2	BK05A B	BAFH,TAF5,TAFH,TDW1,TKW1,TFX3,VAY,VYE3
	///		-	-	2	BK05D B	VXEH
40	16016-Z6L-801	SCREW SET (CARBURETOR NO.)	2	-	2	-----	QWD3,QZD1,VXEK,VZE9,VZK1
	///		-	-	-	BK07A B	QAFH,QKF,QKW1,QKW2,QWD,QWF,QZK,SAE1,VAY,VEPH,VXAH,VYE3,VZE1,VZE8
	///		-	2	-	BK06A B	BAFH,TAF5,TAFH,TDW1,TKW1,TFX3,VAY
	///		-	2	-	BK06E B	VXEH
	///		-	-	2	BK05A B	BAFH,TAF5,TAFH,TDW1,TKW1,TFX3,VAY,VYE3
	///		-	-	2	BK05D B	VXEH

E-14-1

CARBURETOR(2)

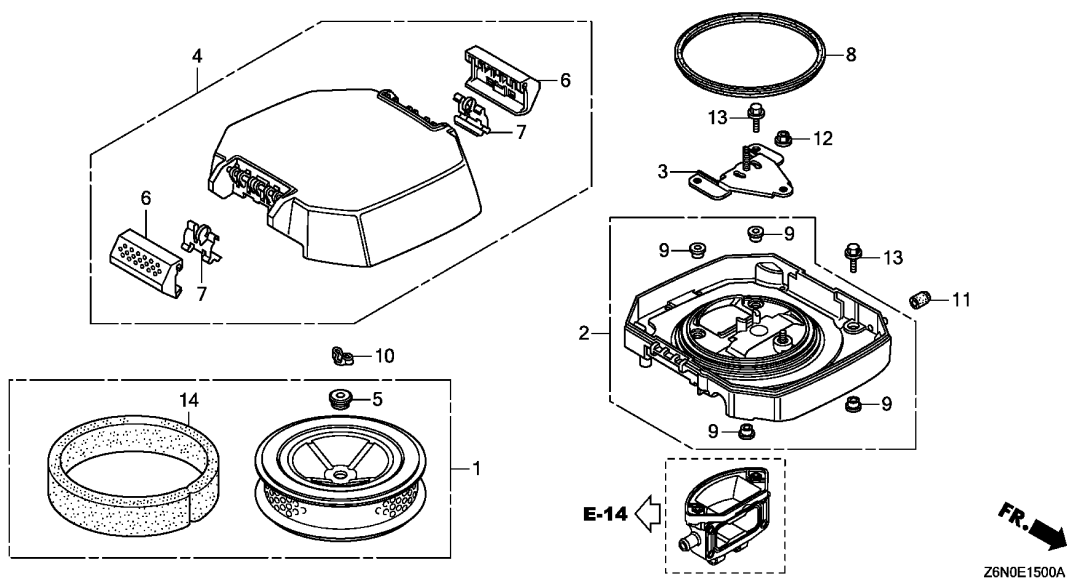
E 8



Ref. No.	L.O.N.	(Relative ref. Number) Description	F.R.T.
1	3111M2	(5) FLOAT CHAMBER SET AND/OR GASKET(A)	0.5
2	3111G7	CARBURETOR(A)	0.5
6	3111C0	CARBURETOR INSULATOR AND/OR PACKING	0.5
7	3111C8	PACKING, CARBURETOR	0.5
10	3121D9	PACKING, AIR CLEANER	0.2

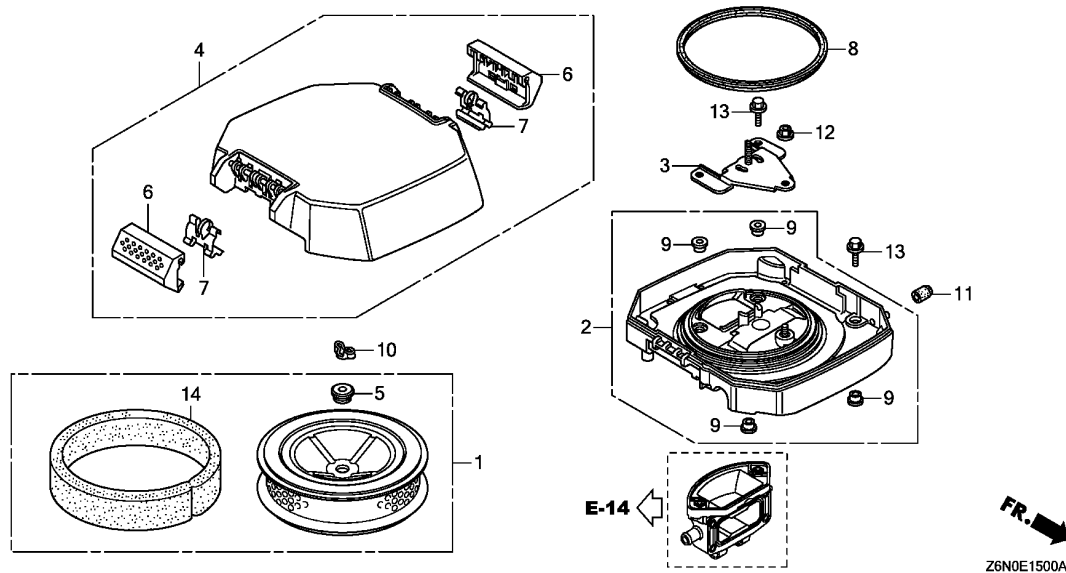
Ref. No.	Part No.	Description	Reqd. QTY			Serial No.	Parts catalogue code
			GX 630	GX 660	GX 690		
1	16015-Z6L-901	CHAMBER SET, FLOAT	1	-	1	-----	VXC,VXC2
2	16100-Z9E-901	CARBURETOR ASSY.(BKL2B A) ...	1	-	-	-----	VXC,VXC2
	16100-Z6L-901	CARBURETOR ASSY.(BKL2A A) ...	-	-	1	-----	VXC,VXC2
3	16124-ZE0-005	SCREW, THROTTLE STOP	1	-	1	-----	VXC,VXC2
4	16126-Z6L-003	ARM, THROTTLE LINKAGE	1	-	1	-----	VXC,VXC2
5	16163-Z6L-901	GASKET, FLOAT CHAMBER	1	-	1	-----	VXC,VXC2
6	16211-Z6L-000	INSULATOR, CARBURETOR	1	-	1	-----	VXC,VXC2
7	16221-Z6L-000	PACKING, CARBURETOR	2	-	2	-----	VXC,VXC2
8	16347-ZN1-820	HOSE, FUEL	1	-	1	-----	VXC,VXC2
9	16920-Z6L-900	JOINT COMP., FUEL	1	-	1	-----	VXC,VXC2
10	17228-Z6L-000	PACKING, AIR CLEANER	1	-	1	-----	VXC,VXC2
11	19505-KS6-700	CLAMP A, WATER HOSE	2	-	2	-----	VXC,VXC2
12	90649-SB0-671	BOLT, FLANGE, 8X16	1	-	1	-----	VXC,VXC2
13	93500-04014-1H	SCREW, PAN, 4X14	4	-	4	-----	VXC,VXC2

2



Ref. No.	L.O.N.	(Relative ref. Number) Description	F.R.T.
1	3121B8	ELEMENT, AIR CLEANER -INCLUDES: Air cleaner element -inspection	0.1
2	3121A5	CASE, AIR CLEANER	0.2
4	3121B1	COVER, AIR CLEANER	0.1
8	3121R3	PACKING, AIR CLEANER CASE ...	0.1
14	3121C1	FILTER, OUTER	0.1
		-INCLUDES: Outer filter-inspection	

Ref. No.	Part No.	Description	Reqd. QTY			Serial No.	Parts catalogue code
			GX 630	GX 660	GX 690		
1	17210-Z6L-010	ELEMENT COMP., AIR CLEANER ..	1	1	1	-----	BAFH,QAFH,QKF,QKF1,QKF2,QKW1,QKW2,QWD,QWD3,QWF,QZD1,QZK,SAE1,SYA1 TAF5,TAFH,TAX2,TDW1,TKW1,TWD,TFX3,VAY,VEPH,VXAH,VXEH,VXEK,VYE3 VZE1,VZE8,VZE9,VZK1
2	17220-Z6L-000	CASE COMP., AIR CLEANER	1	1	1	-----	BAFH,QAFH,QKF,QKF1,QKF2,QKW1,QKW2,QWD,QWD3,QWF,QZD1,QZK,SAE1,SYA1 TAF5,TAFH,TAX2,TDW1,TKW1,TWD,TFX3,VAY,VEPH,VXAH,VXEH,VXEK,VYE3 VZE1,VZE8,VZE9,VZK1
3	17223-Z6L-000	STAY COMP., AIR CLEANER ELEMENT	1	1	1	-----	BAFH,QAFH,QKF,QKF1,QKF2,QKW1,QKW2,QWD,QWD3,QWF,QZD1,QZK,SAE1,SYA1 TAF5,TAFH,TAX2,TDW1,TKW1,TWD,TFX3,VAY,VEPH,VXAH,VXEH,VXEK,VYE3 VZE1,VZE8,VZE9,VZK1
4	17230-Z6L-000	COVER COMP., AIR CLEANER	1	1	1	-----	BAFH,QAFH,QKF,QKF1,QKF2,QKW1,QKW2,QWD,QWD3,QWF,QZD1,QZK,SAE1,SYA1 TAF5,TAFH,TAX2,TDW1,TKW1,TWD,TFX3,VAY,VEPH,VXAH,VXEH,VXEK,VYE3 VZE1,VZE8,VZE9,VZK1
5	17232-Z2E-000	GROMMET, AIR CLEANER	1	1	1	-----	BAFH,QAFH,QKF,QKF1,QKF2,QKW1,QKW2,QWD,QWD3,QWF,QZD1,QZK,SAE1,SYA1 TAF5,TAFH,TAX2,TDW1,TKW1,TWD,TFX3,VAY,VEPH,VXAH,VXEH,VXEK,VYE3 VZE1,VZE8,VZE9,VZK1
6	17235-Z6L-300	KNOB, AIR CLEANER COVER	2	2	2	-----	BAFH,QAFH,QKF,QKF1,QKF2,QKW1,QKW2,QWD,QWD3,QWF,QZD1,QZK,SAE1,SYA1 TAF5,TAFH,TAX2,TDW1,TKW1,TWD,TFX3,VAY,VEPH,VXAH,VXEH,VXEK,VYE3 VZE1,VZE8,VZE9,VZK1
7	17236-Z6L-300	SPRING, AIR CLEANER CASE COVER	2	2	2	-----	BAFH,QAFH,QKF,QKF1,QKF2,QKW1,QKW2,QWD,QWD3,QWF,QZD1,QZK,SAE1,SYA1 TAF5,TAFH,TAX2,TDW1,TKW1,TWD,TFX3,VAY,VEPH,VXAH,VXEH,VXEK,VYE3 VZE1,VZE8,VZE9,VZK1
8	17417-Z6L-000	PACKING, AIR CLEANER CASE ...	1	1	1	-----	BAFH,QAFH,QKF,QKF1,QKF2,QKW1,QKW2,QWD,QWD3,QWF,QZD1,QZK,SAE1,SYA1 TAF5,TAFH,TAX2,TDW1,TKW1,TWD,TFX3,VAY,VEPH,VXAH,VXEH,VXEK,VYE3 VZE1,VZE8,VZE9,VZK1
9	19619-Z0A-300	COLLAR, FAN COVER	4	4	4	-----	BAFH,QAFH,QKF,QKF1,QKF2,QKW1,QKW2,QWD,QWD3,QWF,QZD1,QZK,SAE1,SYA1 TAF5,TAFH,TAX2,TDW1,TKW1,TWD,TFX3,VAY,VEPH,VXAH,VXEH,VXEK,VYE3 VZE1,VZE8,VZE9,VZK1

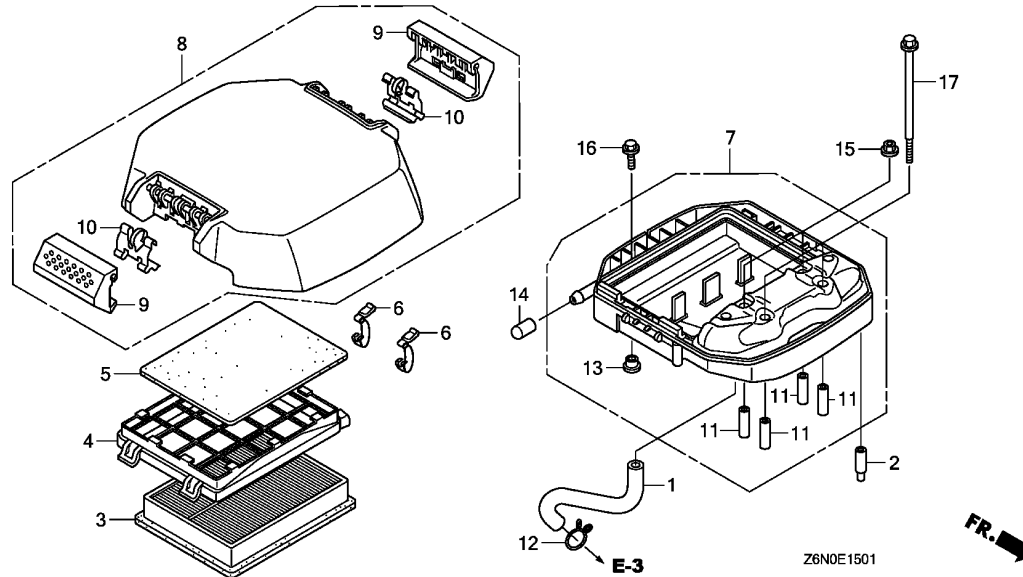


Ref. No.	Part No.	Description	Reqd. QTY			Serial No.	Parts catalogue code
			GX 630	GX 660	GX 690		
10	90325-044-000	NUT, TOOL BOX SETTING	1	1	1	-----	BAFH, QAFH, QKF, QKF1, QKF2, QKW1, QKW2, QWD, QWD3, QWF, QZD1, QZK, SAE1, SYA1, TAF5, TAFH, TAX2, TDW1, TKW1, TWD, TXF3, VAY, VEPH, VXAH, VXEH, VXEK, VYE3, VZE1, VZE8, VZE9, VZK1
11	90802-Z6L-000	CAP, SEALING	1	1	1	-----	BAFH, QAFH, QKF, QKF1, QKF2, QKW1, QKW2, QWD, QWD3, QWF, QZD1, QZK, SAE1, SYA1, TAF5, TAFH, TAX2, TDW1, TKW1, TWD, TXF3, VAY, VEPH, VXAH, VXEH, VXEK, VYE3, VZE1, VZE8, VZE9, VZK1
12	94050-06000	NUT, FLANGE, 6MM	1	1	1	-----	BAFH, QAFH, QKF, QKF1, QKF2, QKW1, QKW2, QWD, QWD3, QWF, QZD1, QZK, SAE1, SYA1, TAF5, TAFH, TAX2, TDW1, TKW1, TWD, TXF3, VAY, VEPH, VXAH, VXEH, VXEK, VYE3, VZE1, VZE8, VZE9, VZK1
13	95701-06018-00	BOLT, FLANGE, 6X18	4	4	4	-----	BAFH, QAFH, QKF, QKF1, QKF2, QKW1, QKW2, QWD, QWD3, QWF, QZD1, QZK, SAE1, SYA1, TAF5, TAFH, TAX2, TDW1, TKW1, TWD, TXF3, VAY, VEPH, VXAH, VXEH, VXEK, VYE3, VZE1, VZE8, VZE9, VZK1
14	17218-Z6L-000	FILTER, OUTER	1	1	1	-----	BAFH, QAFH, QKF, QKF1, QKF2, QKW1, QKW2, QWD, QWD3, QWF, QZD1, QZK, SAE1, SYA1, TAF5, TAFH, TAX2, TDW1, TKW1, TWD, TXF3, VAY, VEPH, VXAH, VXEH, VXEK, VYE3, VZE1, VZE8, VZE9, VZK1

E-15-1

AIR CLEANER(2)

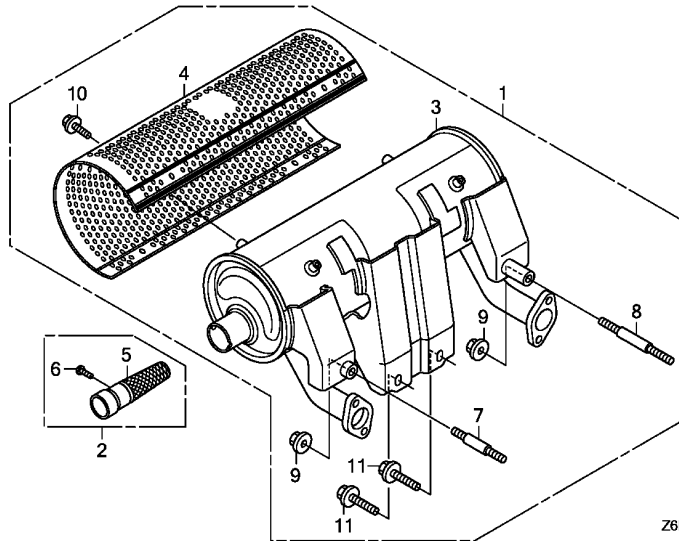
E11



Ref. No.	L.O.N.	(Relative ref. Number) Description	F.R.T.
1	1111K5	TUBE, BREATHER	0.5
3	3121B8	ELEMENT, AIR CLEANER	0.1
		.INCLUDES: Air cleaner element -inspection	
5	3121C1	FILTER, OUTER	0.1
		.INCLUDES: Outer filter-inspection	
7	3121A5	CASE, AIR CLEANER	0.2
8	3121B1	COVER, AIR CLEANER	0.1

Ref. No.	Part No.	Description	Reqd. QTY			Serial No.	Parts catalogue code
			GX 630	GX 660	GX 690		
1	15721-Z6M-000	TUBE, BREATHER	1	-	1	-----	VXC,VXC2
2	16215-MV4-000	CAP, BOOST	1	-	1	-----	VXC,VXC2
3	17210-Z6L-900	ELEMENT COMP., AIR CLEANER ..	1	-	1	-----	VXC,VXC2
4	17214-Z6L-900	HOLDER, ELEMENT	1	-	1	-----	VXC,VXC2
5	17218-Z6M-000	FILTER, OUTER	1	-	1	-----	VXC,VXC2
6	17219-ZJ1-840	CLIP, AIR CLEANER	2	-	2	-----	VXC,VXC2
7	17220-Z6L-900	CASE COMP., AIR CLEANER	1	-	1	-----	VXC,VXC2
8	17230-Z6M-000	COVER COMP., AIR CLEANER	1	-	1	-----	VXC,VXC2
9	17235-Z6L-300	KNOB, AIR CLEANER COVER	2	-	2	-----	VXC,VXC2
10	17236-Z6L-300	SPRING, AIR CLEANER CASE COVER	2	-	2	-----	VXC,VXC2
11	17240-ZA0-951	COLLAR, AIR CLEANER	4	-	4	-----	VXC,VXC2
12	17369-KB4-670	CLIP, BREATHER TUBE	1	-	1	-----	VXC,VXC2
13	19619-Z0A-300	COLLAR, FAN COVER	1	-	1	-----	VXC,VXC2
14	90802-Z6L-000	CAP, SEALING	1	-	1	-----	VXC,VXC2
15	94050-06000	NUT, FLANGE, 6MM	2	-	2	-----	VXC,VXC2
16	95701-06016-00	BOLT, FLANGE, 6X16	1	-	1	-----	VXC,VXC2
17	95701-06110-00	BOLT, FLANGE, 6X110	2	-	2	-----	VXC,VXC2

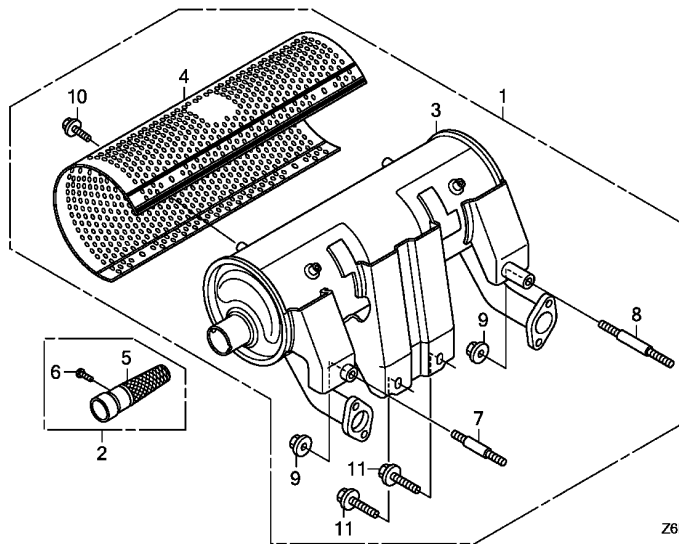
2



Ref. No.	L.O.N.	(Relative ref. Number) Description	F.R.T.
1	3131C4	MUFFLER KIT	0.4
3	3131C5	MUFFLER, EXHAUST	0.2
5		(2)	
	3131A1	ARRESTER, SPARK	0.1
		.INCLUDES: Spark arrester check	

Ref. No.	Part No.	Description	Reqd. QTY			Serial No.	Parts catalogue code
			GX 630	GX 660	GX 690		
1	06183-Z6L-010	MUFFLER KIT(HIGH-R)	(1)	(1)	(1)	-----	BAFH, QAFH, QKF, QKF1, QKF2, QKW1, QKW2, QZD1, QZK, SYA1, TAFH, TAX2, TDW1 TKW1, VAY, VEPH, VXAH, VXC, VXC2, VXEH, VXEK, VZE1, VZE8, VZE9, VZK1
2	06185-Z6L-010	ARRESTER KIT(HIGH)	(1)	(1)	(1)	-----	BAFH, QAFH, QKF, QKF1, QKF2, QKW1, QKW2, QZD1, QZK, SYA1, TAFH, TAX2, TDW1 TKW1, VAY, VEPH, VXAH, VXC, VXC2, VXEH, VXEK, VZE1, VZE8, VZE9, VZK1
3	18310-Z6L-003	MUFFLER COMP.(HIGH-R)	(1)	(1)	(1)	-----	BAFH, QAFH, QKF, QKF1, QKF2, QKW1, QKW2, QZD1, QZK, SYA1, TAFH, TAX2, TDW1 TKW1, VAY, VEPH, VXAH, VXC, VXC2, VXEH, VXEK, VZE1, VZE8, VZE9, VZK1
4	18321-ZJ1-010	PROTECTOR, MUFFLER(HIGH) (FUTABA)	(1)	(1)	(1)	-----	BAFH, QAFH, QKF, QKF1, QKF2, QKW1, QKW2, QZD1, QZK, SYA1, TAFH, TAX2, TDW1 TKW1, VAY, VEPH, VXAH, VXC, VXC2, VXEH, VXEK, VZE1, VZE8, VZE9, VZK1
5	18355-ZJ1-010	ARRESTER, SPARK	(1)	(1)	(1)	-----	BAFH, QAFH, QKF, QKF1, QKF2, QKW1, QKW2, QZD1, QZK, SYA1, TAFH, TAX2, TDW1 TKW1, VAY, VEPH, VXAH, VXC, VXC2, VXEH, VXEK, VZE1, VZE8, VZE9, VZK1
6	90007-Z6L-000	SCREW, TAPPING, 5X8	(1)	(1)	(1)	-----	BAFH, QAFH, QKF, QKF1, QKF2, QKW1, QKW2, QZD1, QZK, SYA1, TAFH, TAX2, TDW1 TKW1, VAY, VEPH, VXAH, VXC, VXC2, VXEH, VXEK, VZE1, VZE8, VZE9, VZK1
7	92900-08045-0B	BOLT, STUD, 8X45	(1)	(1)	(1)	-----	BAFH, QAFH, QKF, QKF1, QKF2, QKW1, QKW2, QZD1, QZK, SYA1, TAFH, TAX2, TDW1 TKW1, VAY, VEPH, VXAH, VXC, VXC2, VXEH, VXEK, VZE1, VZE8, VZE9, VZK1
8	92900-08060-0B	BOLT, STUD, 8X60	(1)	(1)	(1)	-----	BAFH, QAFH, QKF, QKF1, QKF2, QKW1, QKW2, QZD1, QZK, SYA1, TAFH, TAX2, TDW1 TKW1, VAY, VEPH, VXAH, VXC, VXC2, VXEH, VXEK, VZE1, VZE8, VZE9, VZK1
9	94050-08000	NUT, FLANGE, 8MM	(2)	(2)	(2)	-----	BAFH, QAFH, QKF, QKF1, QKF2, QKW1, QKW2, QZD1, QZK, SYA1, TAFH, TAX2, TDW1 TKW1, VAY, VEPH, VXAH, VXC, VXC2, VXEH, VXEK, VZE1, VZE8, VZE9, VZK1
10	95701-06008-00	BOLT, FLANGE, 6X8	(6)	(6)	(6)	-----	BAFH, QAFH, QKF, QKF1, QKF2, QKW1, QKW2, QZD1, QZK, SYA1, TAFH, TAX2, TDW1 TKW1, VAY, VEPH, VXAH, VXC, VXC2, VXEH, VXEK, VZE1, VZE8, VZE9, VZK1





Z6N0E1600

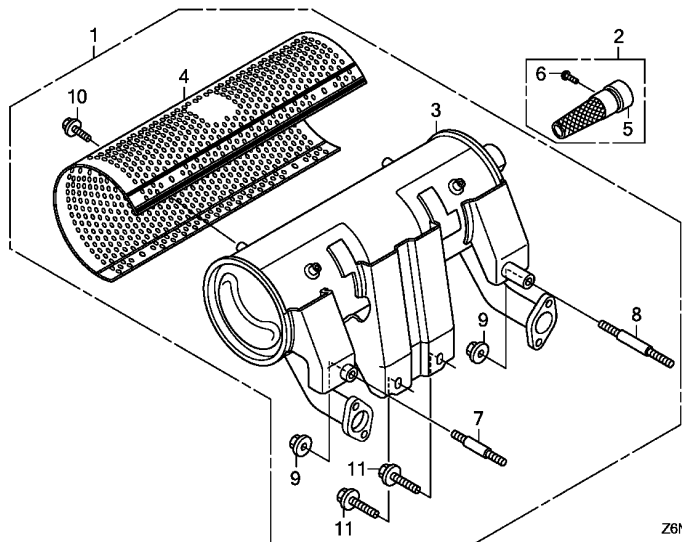


2

Ref. No.	Part No.	Description	Reqd. QTY			Serial No.	Parts catalogue code
			GX 630	GX 660	GX 690		
11	95701-08020-00	BOLT, FLANGE, 8X20	(2)	(2)	(2)	-----	BAFH,QAFH,QKF,QKF1,QKF2,QKW1,QKW2,QZD1,QZK,SYA1,TAFH,TAX2,TDW1 TKW1,VAY,VEPH,VXAH,VXC,VXC2,VXEH,VXEK,VZE1,VZE8,VZE9,VZK1 QWF

E-16-1

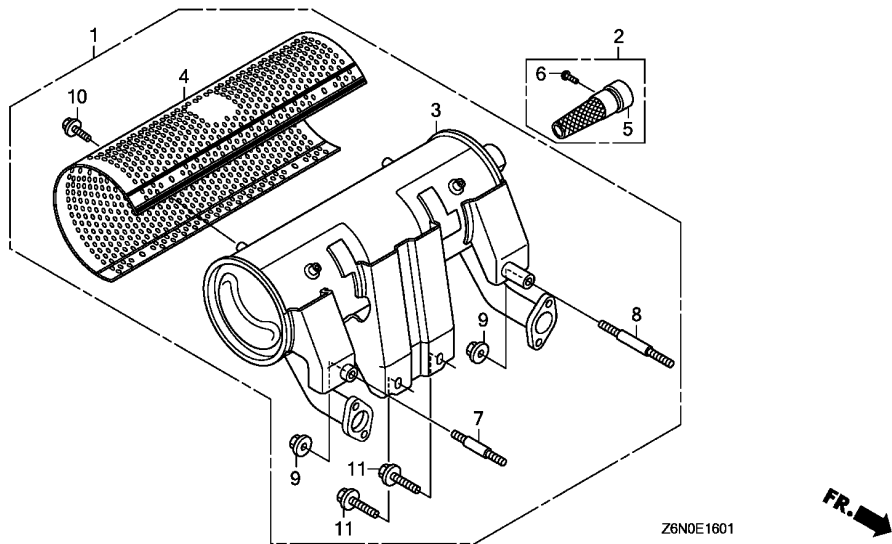
MUFFLER(HIGH-L)



Ref. No.	L.O.N.	(Relative ref. Number) Description	F.R.T.
1	3131C4	MUFFLER KIT	0.4
3	3131C5	MUFFLER, EXHAUST	0.2
5		(2)	
	3131A1	ARRESTER, SPARK	0.1
		.INCLUDES: Spark arrester check	

Ref. No.	Part No.	Description	Reqd. QTY			Serial No.	Parts catalogue code
			GX 630	GX 660	GX 690		
1	06183-Z6L-801	MUFFLER KIT(HIGH-L)	(1)	(1)	(1)	-----	BAFH,QAFH,QKF,QKF1,QKF2,QKW1,QKW2,QZD1,QZK,SYA1,TAFH,TAX2,TDW1 TKW1,VAY,VEPH,VXAH,VXC,VXC2,VXEH,VXEK,VZE1,VZE8,VZE9,VZK1
2	06185-Z6L-010	ARRESTER KIT(HIGH)	(1)	(1)	(1)	-----	BAFH,QAFH,QKF,QKF1,QKF2,QKW1,QKW2,QZD1,QZK,SYA1,TAFH,TAX2,TDW1 TKW1,VAY,VEPH,VXAH,VXC,VXC2,VXEH,VXEK,VZE1,VZE8,VZE9,VZK1
3	18310-Z6L-801	MUFFLER COMP.(HIGH-L)	(1)	(1)	(1)	-----	BAFH,QAFH,QKF,QKF1,QKF2,QKW1,QKW2,QZD1,QZK,SYA1,TAFH,TAX2,TDW1 TKW1,VAY,VEPH,VXAH,VXC,VXC2,VXEH,VXEK,VZE1,VZE8,VZE9,VZK1
4	18321-ZJ1-010	PROTECTOR, MUFFLER(HIGH) (FUTABA)	1	1	1	-----	QWD3,SAE1,TAF5,TWD,TFX3,VYE3
			(1)	(1)	(1)	-----	BAFH,QAFH,QKF,QKF1,QKF2,QKW1,QKW2,QZD1,QZK,SYA1,TAFH,TAX2,TDW1 TKW1,VAY,VEPH,VXAH,VXC,VXC2,VXEH,VXEK,VZE1,VZE8,VZE9,VZK1
5	18355-ZJ1-010	ARRESTER, SPARK	1	1	1	-----	QWD3,SAE1,TAF5,TWD,TFX3,VYE3
			(1)	(1)	(1)	-----	BAFH,QAFH,QKF,QKF1,QKF2,QKW1,QKW2,QZD1,QZK,SYA1,TAFH,TAX2,TDW1 TKW1,VAY,VEPH,VXAH,VXC,VXC2,VXEH,VXEK,VZE1,VZE8,VZE9,VZK1
6	90007-Z6L-000	SCREW, TAPPING, 5X8	(1)	(1)	(1)	-----	BAFH,QAFH,QKF,QKF1,QKF2,QKW1,QKW2,QZD1,QZK,SYA1,TAFH,TAX2,TDW1 TKW1,VAY,VEPH,VXAH,VXC,VXC2,VXEH,VXEK,VZE1,VZE8,VZE9,VZK1
7	92900-08045-0B	BOLT, STUD, 8X45	(1)	(1)	(1)	-----	BAFH,QAFH,QKF,QKF1,QKF2,QKW1,QKW2,QZD1,QZK,SYA1,TAFH,TAX2,TDW1 TKW1,VAY,VEPH,VXAH,VXC,VXC2,VXEH,VXEK,VZE1,VZE8,VZE9,VZK1
			1	1	1	-----	QWD3,SAE1,TAF5,TWD,TFX3,VYE3
8	92900-08060-0B	BOLT, STUD, 8X60	(1)	(1)	(1)	-----	BAFH,QAFH,QKF,QKF1,QKF2,QKW1,QKW2,QZD1,QZK,SYA1,TAFH,TAX2,TDW1 TKW1,VAY,VEPH,VXAH,VXC,VXC2,VXEH,VXEK,VZE1,VZE8,VZE9,VZK1
			1	1	1	-----	QWD3,SAE1,TAF5,TWD,TFX3,VYE3
9	94050-08000	NUT, FLANGE, 8MM	(2)	(2)	(2)	-----	BAFH,QAFH,QKF,QKF1,QKF2,QKW1,QKW2,QZD1,QZK,SYA1,TAFH,TAX2,TDW1 TKW1,VAY,VEPH,VXAH,VXC,VXC2,VXEH,VXEK,VZE1,VZE8,VZE9,VZK1
			2	2	2	-----	QWD3,SAE1,TAF5,TWD,TFX3,VYE3
10	95701-06008-00	BOLT, FLANGE, 6X8	(6)	(6)	(6)	-----	BAFH,QAFH,QKF,QKF1,QKF2,QKW1,QKW2,QZD1,QZK,SYA1,TAFH,TAX2,TDW1 TKW1,VAY,VEPH,VXAH,VXC,VXC2,VXEH,VXEK,VZE1,VZE8,VZE9,VZK1
			6	6	6	-----	QWD3,SAE1,TAF5,TFX3,VYE3





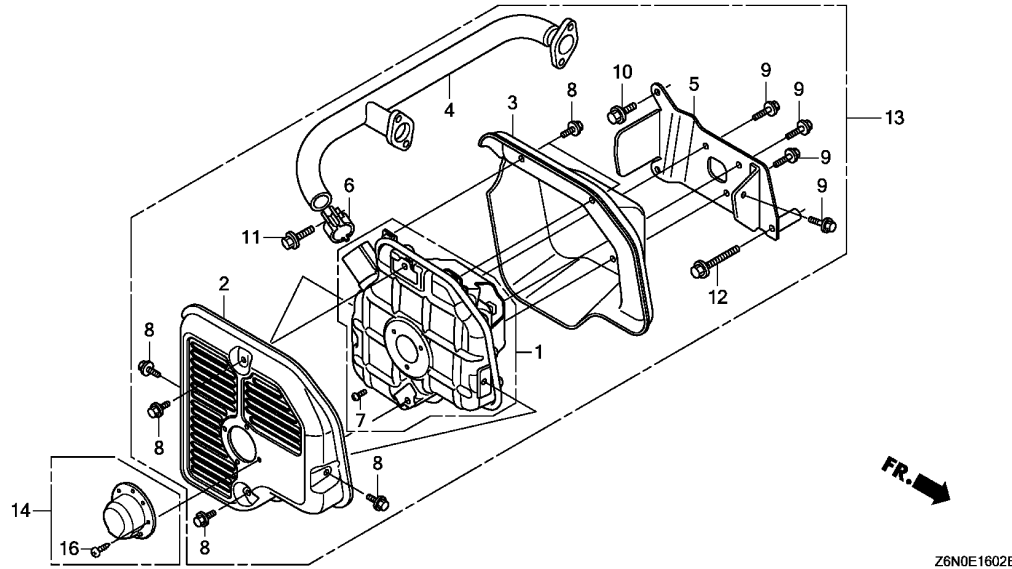
2

Ref. No.	Part No.	Description	Reqd. QTY			Serial No.	Parts catalogue code
			GX 630	GX 660	GX 690		
11	95701-08020-00	BOLT, FLANGE, 8X20	(2)	(2)	(2)	-----	BAFH,QAFH,QKF,QKF1,QKF2,QKW1,QKW2,QZD1,QZK,SYA1,TAFH,TAX2,TDW1 TKW1,VAY,VEPH,VXAH,VXC,VXC2,VXEH,VXEK,VZE1,VZE8,VZE9,VZK1 QWD3,SAE1,TAF5,TWD,TF3,VYE3

E-16-2

MUFFLER(SIDE MOUNT)

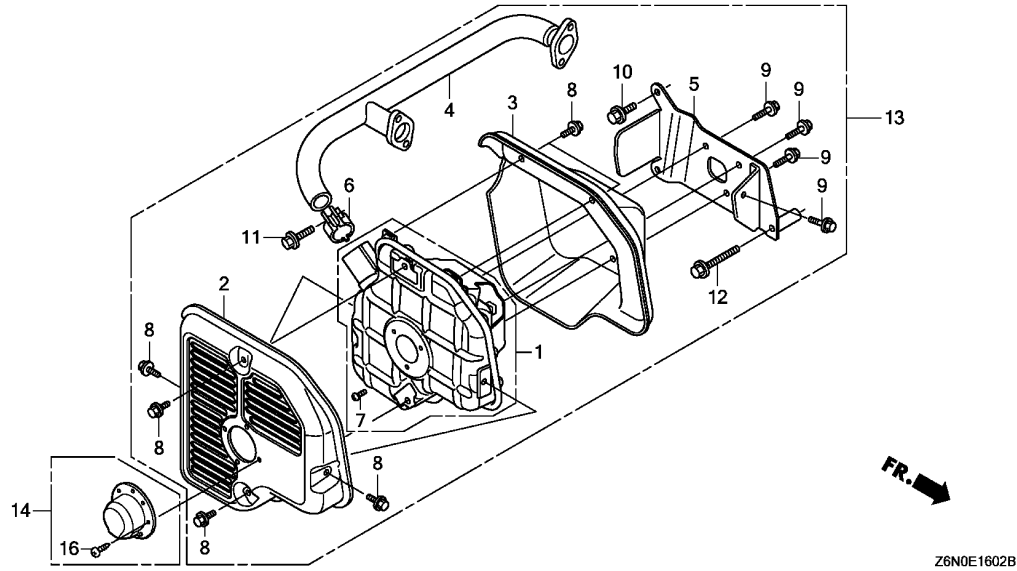
E16



Ref. No.	L.O.N.	(Relative ref. Number) Description	F.R.T.
1	3131F7	MUFFLER, EXHAUST(A)	0.3
2	3131D9	PROTECTOR, EXHAUST MUFFLER : OUTER	0.1
3	3131D6	PROTECTOR, EXHAUST MUFFLER ...	0.3
4	3131C9	PIPE, EXHAUST	0.2

Ref. No.	Part No.	Description	Reqd. QTY			Serial No.	Parts catalogue code
			GX 630	GX 660	GX 690		
1	18310-Z6L-810	MUFFLER COMP.	1	-	-	QWD, VXEK	
2	18321-Z6L-801	PROTECTOR, MUFFLER(OUTSIDE) -	(1)	-	-	VXAH	
	18321-Z6L-802	(1)	-	-	QWD	
3	18325-Z6L-801	PROTECTOR, MUFFLER(INSIDE) ..	1	-	-	VXAH	
	18325-Z6L-800	1	-	-	VXEK	
			1	-	-	1000098	QWD
			(1)	-	-	1000098	VXAH
	18325-Z6L-801	1	-	-	1000099	QWD
4	18330-Z6L-800	PIPE COMP., EX.	(1)	-	-	1000099	VXAH
			1	-	-		QWD
	18330-Z6L-801	1	-	-		VXAH
5	18338-Z6L-800	STAY, MUFFLER	1	-	-		VXEK
			(1)	-	-		QWD, VXEK
			(1)	-	-		VXAH
6	18371-Z6L-000	BAND, MUFFLER	1	-	-		QWD, VXEK
			(1)	-	-		VXAH
7	93500-04008-4J	SCREW, PAN, 4X8	3	-	-		QWD, VXEK
			(3)	-	-		VXAH
8	95701-06008-00	BOLT, FLANGE, 6X8	6	-	-		QWD, VXEK
			(6)	-	-		VXAH
9	95701-06012-00	BOLT, FLANGE, 6X12	4	-	-		QWD, VXEK
			(4)	-	-		VXAH
10	95701-08020-00	BOLT, FLANGE, 8X20	2	-	-		QWD, VXEK
			(2)	-	-		VXAH
11	95701-08030-00	BOLT, FLANGE, 8X30	1	-	-		QWD, VXEK
			(1)	-	-		VXAH

2

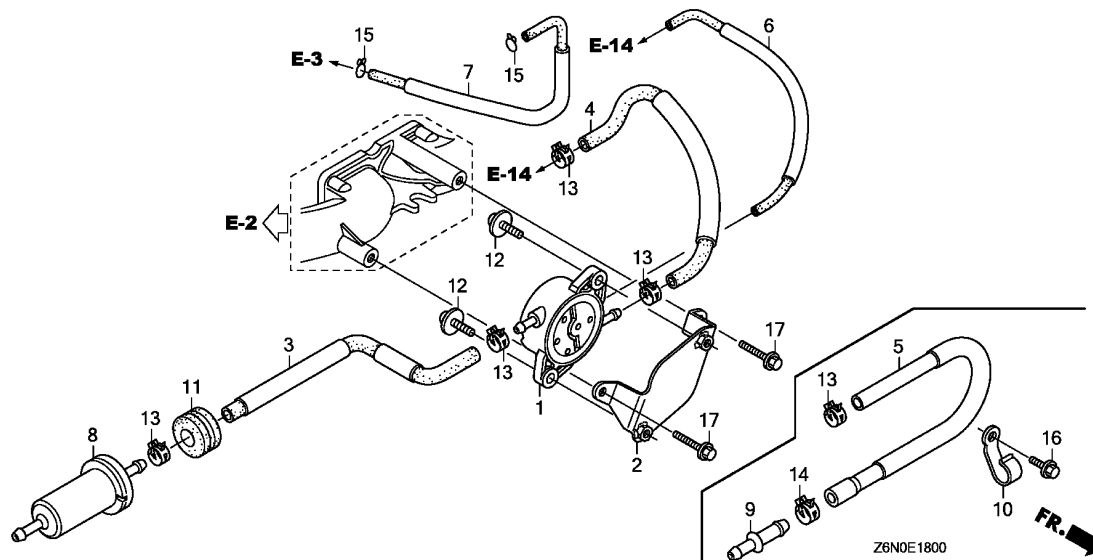


Ref. No.	Part No.	Description	Reqd. QTY			Serial No.	Parts catalogue code
			GX 630	GX 660	GX 690		
12	95701-08060-00	BOLT, FLANGE, 8X60	1	-	-	-----	QWD,VXEK
13	06183-Z6L-811	MUFFLER KIT(SIDE)	(1)	-	-	-----	VXAH
14	06184-Z6L-810	DEFLECTOR KIT.(SIDE)	(1)	-	-	-----	VXAH
16	90055-ZE1-000	SCREW, TAPPING, 4X6	(3)	-	-	-----	VXAH

E-18

FUEL PUMP

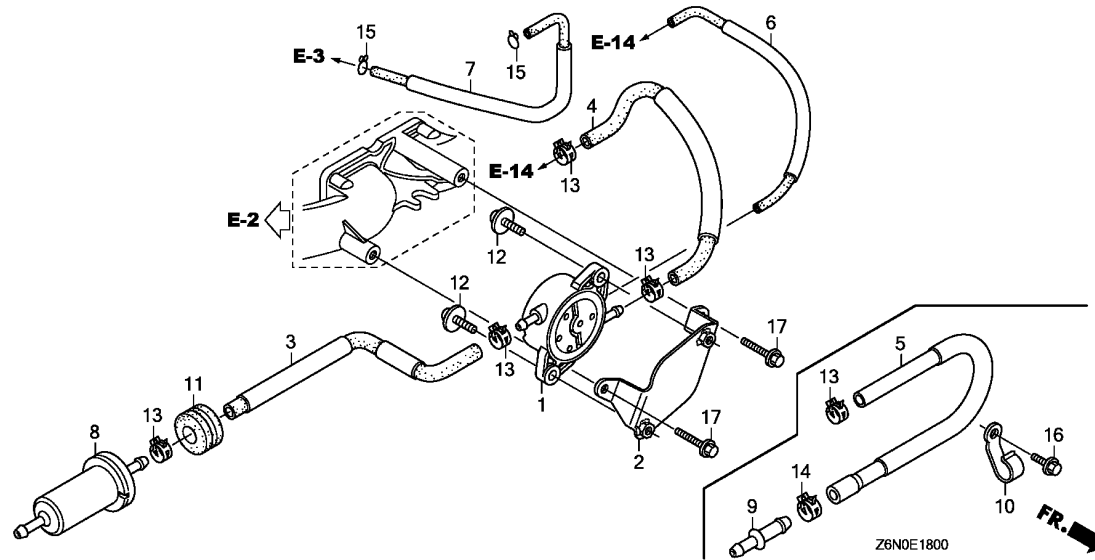
F 2



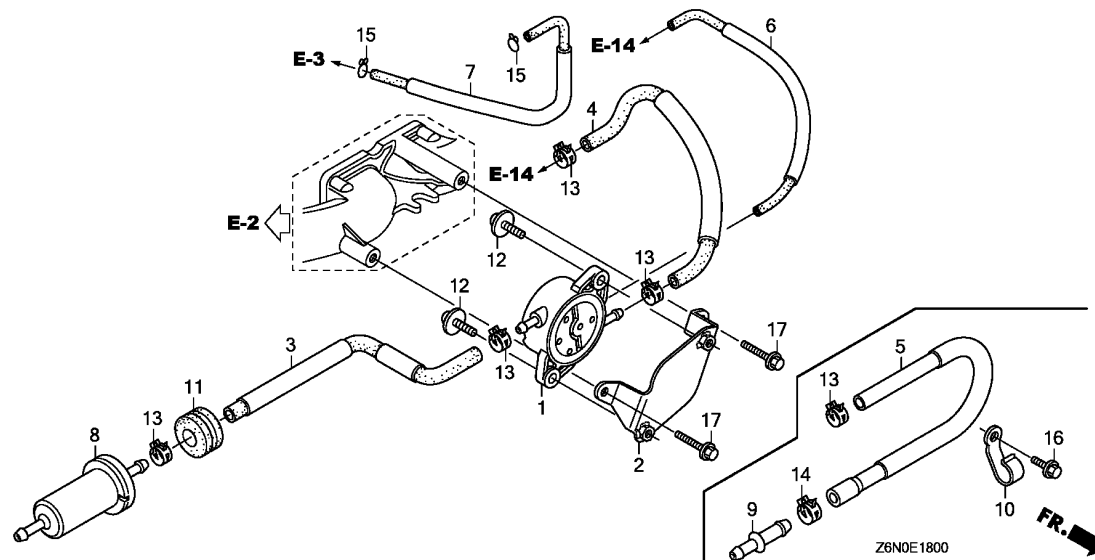
Ref. No.	L.O.N.	(Relative ref. Number) Description	F.R.T.
1	3101H9	PUMP, FUEL	0.3
3	3101L0	TUBE A, FUEL	0.2
4		(5)	
	3101F7	TUBE B, FUEL	0.2
6	3111Q5	TUBE, PURGE	0.2
7	3101E5	TUBE, DIAPHRAGM	0.2
8	3101H8	STRAINER, FUEL	0.1

Ref. No.	Part No.	Description	Reqd. QTY			Serial No.	Parts catalogue code
			GX 630	GX 660	GX 690		
1	16700-Z6L-003	PUMP ASSY., FUEL	1	1	1	-----	BAFH, QAFH, QKF, QKF1, QKF2, QKW1, QKW2, QWD, QWD3, QWF, QZD1, QZK, SAE1, TAFH TAX2, TDW1, TKW1, TXF3, VAY, VEPH, VXAH, VXEH, VXEK, VYE3, VZE1, VZE8, VZE9 VZK1
2	16711-Z6L-000	STAY, FUEL PUMP	1	1	1	1000965	----- TAF5 BAFH, QAFH, QKF, QKF1, QKF2, QKW1, QKW2, QWD, QWD3, QWF, QZD1, QZK, SAE1, TAFH TAX2, TDW1, TKW1, TXF3, VAY, VEPH, VXAH, VXEH, VXEK, VYE3, VZE1, VZE8, VZE9 VZK1
3	16850-Z6L-010	TUBE COMP. A, FUEL(FKM)	1	1	1	-----	----- TAF5 QKF1, QKF2, QWD3, QZD1, SYA1, TAX2, TWD, VXEK, VZE9, VZK1
	16850-Z6L-000		1	-	-	1001263	----- QAFH, QKF, QKW1, QKW2, QWD, QWF, QZK, SAE1, VAY, VEPH, VXAH, VYE3, VZE1, VZE8
	16850-Z6L-010		1	-	-	1001264	----- QAFH, QKF, QKW1, QKW2, QWD, QWF, QZK, SAE1, VAY, VEPH, VXAH, VYE3, VZE1, VZE8
	16850-Z6L-000		-	1	-	1000005	----- BAFH, TAF5, TAFH, TDW1, TKW1, TXF3, VAY, VXEH
	16850-Z6L-010		-	1	-	1000006	----- BAFH, TAF5, TAFH, TDW1, TKW1, TXF3, VAY, VXEH
	16850-Z6L-000		-	-	1	1000964	----- BAFH, TAF5, TAFH, TDW1, TKW1, TXF3, VAY, VXEH, VYE3
	16850-Z6L-010		-	-	1	1000965	----- BAFH, TAF5, TAFH, TDW1, TKW1, TXF3, VAY, VXEH, VYE3
4	16860-Z6L-000	TUBE COMP. B, FUEL(FKM)	1	1	1	-----	BAFH, QAFH, QKF, QKF1, QKF2, QKW1, QKW2, QWD, QWD3, QWF, QZD1, QZK, SAE1, TAFH TAX2, TDW1, TKW1, TXF3, VAY, VEPH, VXAH, VXEH, VXEK, VYE3, VZE1, VZE8, VZE9 VZK1
			-	-	1	1000965	----- TAF5
5	16860-Z6L-800	TUBE COMP. B, FUEL(FKM)	1	1	1	-----	----- SYA1, TAF5
			-	-	1	-----	----- TWD
			-	-	1	1000964	----- TAF5
6	16870-Z6L-000	TUBE, PURGE	1	1	1	-----	BAFH, QAFH, QKF, QKF1, QKF2, QKW1, QKW2, QWD, QWD3, QWF, QZD1, QZK, SAE1, TAFH TAX2, TDW1, TKW1, TXF3, VAY, VEPH, VXAH, VXEH, VXEK, VYE3, VZE1, VZE8, VZE9 VZK1
			-	-	1	1000965	----- TAF5

2

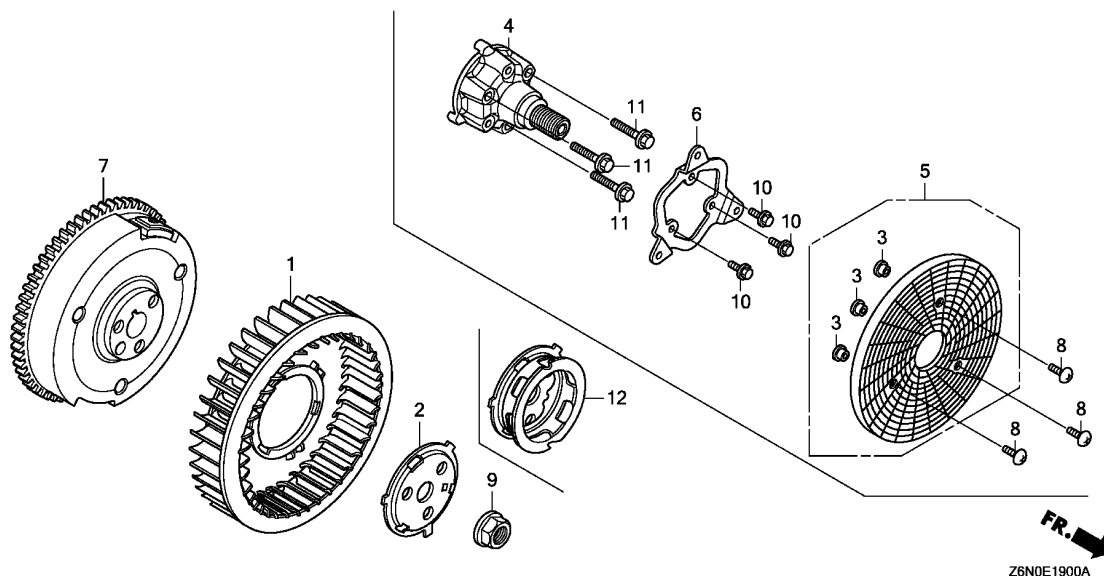


Ref. No.	Part No.	Description	Reqd. QTY			Serial No.	Parts catalogue code
			GX 630	GX 660	GX 690		
7	16882-Z6L-000	TUBE, DIAPHRAGM	1	1	1	-----	BAFH,QAFH,QKF,QKF1,QKF2,QKW1,QKW2,QWD,QWD3,QWF,QZD1,QZK,SAE1,TAFH TAX2,TDW1,TKW1,TFX3,VAY,VEPH,VXAH,VXEH,VXEK,VYE3,VZE1,VZE8,VZE9 VZK1
8	16910-Z6L-003	STRAINER COMP., FUEL	1	1	1	1000965 -----	TAF5
9	17526-MCA-000	JOINT, FUEL RETURN	1	1	-	-----	BAFH,QAFH,QKF,QKF1,QKF2,QKW1,QKW2,QWD,QWD3,QWF,QZD1,QZK,SAE1,SYA1 TAF5
10	55109-GAA-000	CLAMP, OIL HOSE	1	1	-	-----	SYA1,TAF5
11	80152-958-680	RUBBER, RR. FENDER	1	1	1	-----	BAFH,QAFH,QKF,QKF1,QKF2,QKW1,QKW2,QWD,QWD3,QWF,QZD1,QZK,SAE1,SYA1 TAF5,TAFH,TAX2,TDW1,TKW1,TWD,TFX3,VAY,VEPH,VXAH,VXEH,VXEK,VYE3 VZE1,VZE8,VZE9,VZK1
12	93894-06016-00	SCREW-WASHER, 6X16	2	2	2	-----	BAFH,QAFH,QKF,QKF1,QKF2,QKW1,QKW2,QWD,QWD3,QWF,QZD1,QZK,SAE1,TAFH TAX2,TDW1,TKW1,TFX3,VAY,VEPH,VXAH,VXEH,VXEK,VYE3,VZE1,VZE8,VZE9 VZK1
			-	-	2	1000965 -----	TAF5



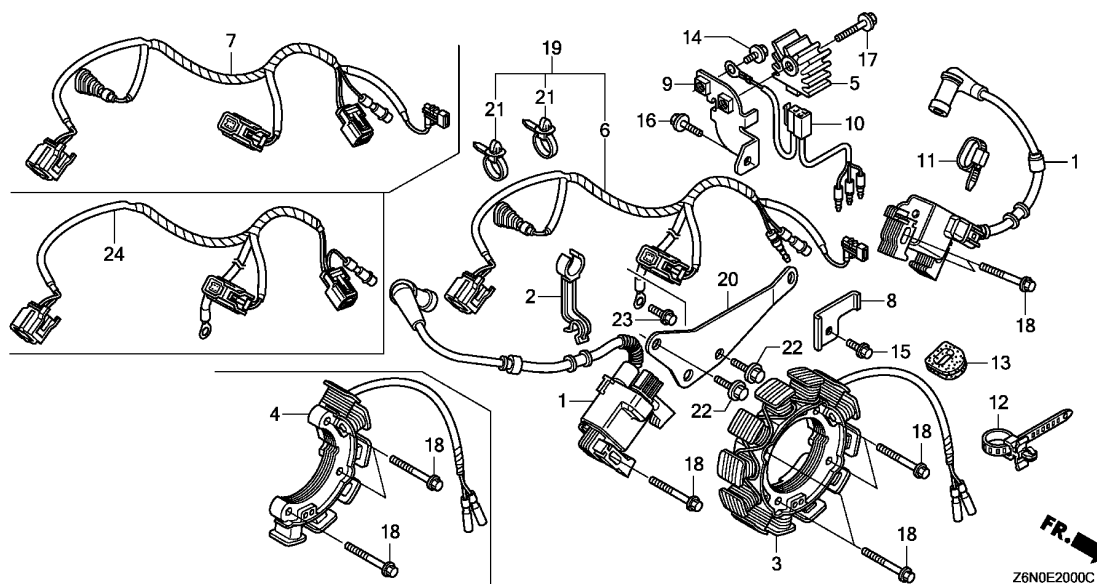
Ref. No.	Part No.	Description	Reqd. QTY			Serial No.	Parts catalogue code
			GX 630	GX 660	GX 690		
13	95002-41000-08	CLAMP, TUBE(D10)	4	-	-	-----	QAFH,QKF,QKF1,QKF2,QKW1,QKW2,QWD,QWD3,QWF,QZD1,QZK,SAE1,VAY,VEPH VXAH,VXEK,VYE3,VZE1,VZE8,VZE9,VZK1
			3	-	-	-----	SYA1
			-	4	-	-----	BAFH,TAFH,TAX2,TDW1,TKW1,TFX3,VAY,VXEH
			-	3	-	-----	TAF5
			-	4	-	-----	BAFH,TAFH,TAX2,TDW1,TKW1,TFX3,VAY,VXEH,VXEK,VYE3
			-	3	-	-----	TWD
			-	3	-	-----	1000964 TAF5
			-	4	-	1000965	----- TAF5
14	95002-41200-08	CLAMP, TUBE(D12)	1	1	-	-----	SYA1,TAF5
			-	1	-	-----	TWD
			-	1	-	1000964	----- TAF5
15	95002-70000	CLIP, TUBE(C11)	2	2	2	-----	BAFH,QAFH,QKF,QKF1,QKF2,QKW1,QKW2,QWD,QWD3,QWF,QZD1,QZK,SAE1,TAFH TAX2,TDW1,TKW1,TFX3,VAY,VEPH,VXAH,VXEH,VXEK,VYE3,VZE1,VZE8,VZE9 VZK1
			-	-	2	1000965	----- TAF5
16	95701-06012-00	BOLT, FLANGE, 6X12	1	1	-	-----	SYA1,TAF5
			-	1	-	-----	TWD
			-	1	-	1000964	----- TAF5
17	95701-06014-00	BOLT, FLANGE, 6X14	2	2	2	-----	BAFH,QAFH,QKF,QKF1,QKF2,QKW1,QKW2,QWD,QWD3,QWF,QZD1,QZK,SAE1,TAFH TAX2,TDW1,TKW1,TFX3,VAY,VEPH,VXAH,VXEH,VXEK,VYE3,VZE1,VZE8,VZE9 VZK1
			-	-	2	1000965	----- TAF5





Ref. No.	L.O.N.	(Relative ref. Number) Description	F.R.T.
1	1141G7	FAN, ENGINE COOLING	0.7
4	2141H3	SHAFT, POWER TAKE OFF :FRONT .	0.3
5	6201A5	GRID, SCREEN	0.1
7	2161B5	FLYWHEEL	0.8

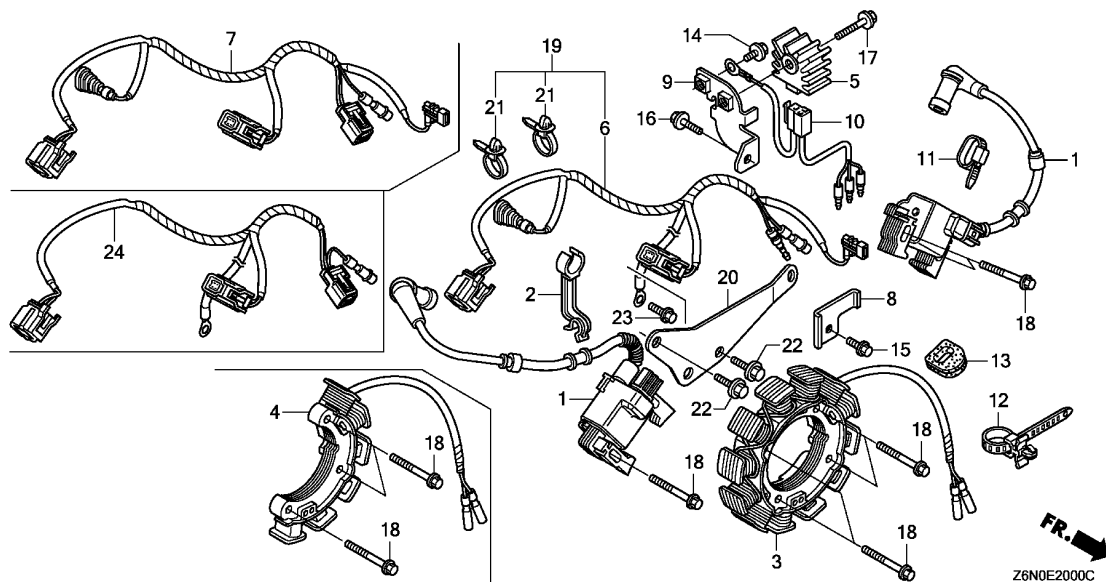
Ref. No.	Part No.	Description	Reqd. QTY			Serial No.	Parts catalogue code
			GX 630	GX 660	GX 690		
1	19511-Z6L-000	FAN, COOLING	1	1	1		
2	19513-Z6L-000	PLATE, COOLING FAN SETTING ..	1	1	1		BAFH, QAFH, QKF, QKF1, QKF2, QKW1, QKW2, QWD, QWD3, QWF, QZD1, QZK, SAE1, SYA1, TAF5, TAFH, TDW1, TKW1, TWD, TXF3, VAY, VEPH, VXAHA, VXC, VXC2, VXEH, VXEK, VYE3, VZE1, VZE8, VZE9, VZK1
3	19619-Z0A-300	COLLAR, FAN COVER	3	-	-		QWD
4	23311-Z6L-800	SHAFT, FR. P.T.O.(HS)	1	-	1		QWD, QWD3, TWD
5	28452-Z6L-810	GRID, SCREEN(P.T.O.)	1	-	-		QWD
6	28454-Z6L-810	HOLDER, SCREEN GRID(P.T.O.) .	1	-	-		QWD
7	31110-Z6L-003	FLYWHEEL COMP.	1	1	-		BAFH, QAFH, QKF, QKF1, QKF2, QKW1, QWD, QWD3, QWF, QZD1, QZK, SAE1, SYA1, TAF5, TAFH, TAX2, TDW1, TKW1, TXF3, VAY, VEPH, VXAHA, VXC, VXC2, VXEH, VXEK, VYE3, VZE1, VZE8, VZE9, VZK1
	31110-Z6L-801	1	-	-	1003747	QKW2
	31110-Z6L-003	-	-	1	1003748	QKW2
			-	-	1	1001759	BAFH, TAF5, TAFH, TAX2, TKW1, TWD, TXF3, VAY, VXC, VXC2, VXEH, VXEK, VYE3
	31110-Z6L-801	-	-	1	1001760	TDW1
8	90131-S0X-A00	SCREW, TRUSS, 6X16	3	-	-		QWD
9	90201-Z6L-000	NUT, SPECIAL(20MM)	1	1	1		
10	95701-06012-00	BOLT, FLANGE, 6X12	3	-	-		QWD
11	90111-KT0-670	BOLT, FLANGE, 8X50	3	-	3		QWD3, TWD
	95701-08050-00	3	-	-	1010759	QWD
	90111-KT0-670	3	-	-	1010760	QWD
12	28450-Z6L-840	PULLEY COMP., STARTER	-	1	1		TAX2



Ref. No.	L.O.N.	(Relative ref. Number) Description	F.R.T.
1	6141A3	COIL, IGNITION :LEFT	0.5
	6141A4	COIL, IGNITION :RIGHT	0.4
	6141F7	COIL, IGNITION :ALL	0.6
3	(4)		
	6131C3	COIL, CHARGE	0.9
5	6131B7	RECTIFIER, REGULATOR	0.2
6	(7,19,24)		
	6111C0	HARNESS, ENGINE WIRE	0.3

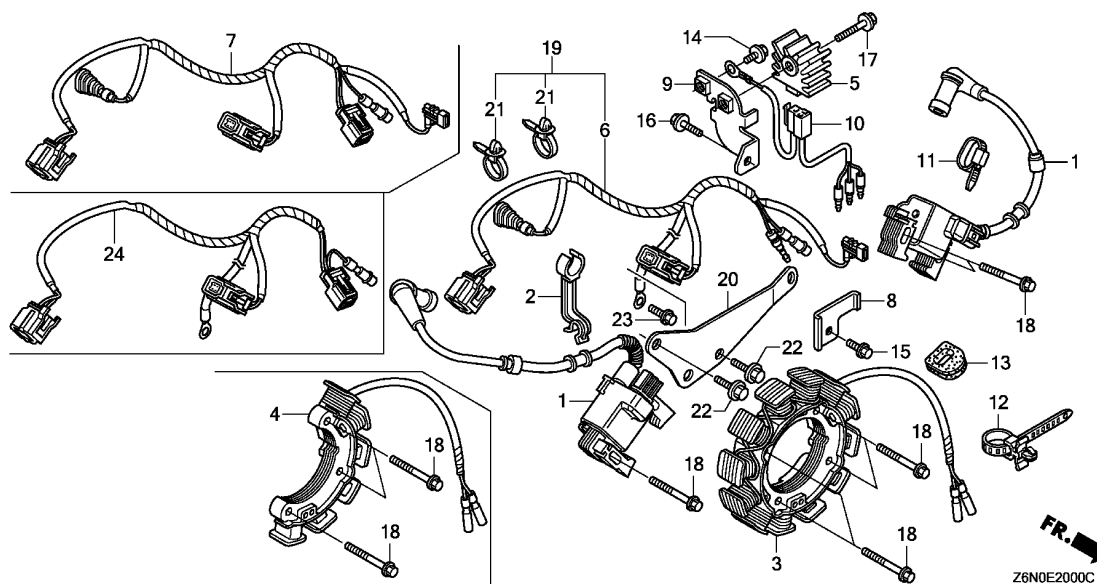
Ref. No.	Part No.	Description	Reqd. QTY			Serial No.	Parts catalogue code
			GX 630	GX 660	GX 690		
1	30500-Z6L-003	COIL ASSY., IGNITION	2	2	2	-----	BAFH,QAFH,QKF,QKF1,QKF2,QKW1,QKW2,QWD,QWF,QZD1,QZK,SAE1,SYA1,TAF5,TAFH,TAX2,TDW1,TKW1,TWD,TFX3,VAY,VEPH,VXAH,VXC,VXC2,VXEK,VYE3,VZE1,VZE8,VZE9,VZK1
	30500-Z6L-013	-----	2	-	-	-----	QWD3
2	30551-Z6L-000	CLAMP, HIGH TENSION CORD	1	1	1	-----	
3	31630-Z6L-003	COIL ASSY., CHARGE(17A)	1	-	-	-----	QAFH,QKF,QKF1,QKF2,QKW2,QWD,QWD3,QWF,QZD1,SYA1
4	31630-Z6L-801	COIL ASSY., CHARGE(2.7A)	1	-	-	-----	BAFH,TAF5,TAFH,TAX2,TDW1,TWD,VAY
			-	1	1	-----	QKW1,QZK,SAE1,VAY,VEPH,VXAH,VXC,VXC2,VXEK,VYE3,VZE1,VZE8,VZE9
			-	-	-	-----	VZK1
5	31750-735-013	RECTIFIER COMP., REGULATOR(5A)	1	-	-	-----	TKW1,TFX3,VXC,VXC2,VXEK,VYE3
			-	1	1	-----	QKW1,QZD1,QZK,SAE1,VAY,VEPH,VXAH,VZE1,VZE8,VZK1
			-	-	-	-----	TKW1,TFX3,VXEK,VXEK
6	32110-Z6L-000	HARNESS ASSY., ENGINE WIRE	1	1	-	-----	QKF,QKW2,QWD,QWD3,QWF,SAE1,TAF5,TDW1
	32110-Z6N-000	-----	1	-	-	-----	QKF1,QKF2,SYA1
	32110-Z6L-800	-----	1	-	-	-----	VXEK,VYE3
			1	-	-	1003210	VZE8
	32110-Z6L-000	-----	-	-	1	-----	TDW1,TWD
	32110-Z6L-800	-----	-	-	1	-----	VYE3
	32110-Z6L-000	-----	-	-	1	1000964	TAF5
7	32110-Z6L-810	HARNESS ASSY., ENGINE WIRE	1	1	-	-----	QZD1,QZK,TFX3,VEPH,VXAH,VXEK,VZE1,VZE9,VZK1
	32110-Z6L-840	-----	1	-	-	-----	QAFH
	32110-Z6L-850	-----	1	-	-	-----	VAY
	32110-Z6L-810	-----	1	-	-	1000004	QKW1
	32110-Z6L-850	-----	1	-	-	1000005	QKW1
	32110-Z6L-810	-----	1	-	-	1003211	VZE8
	32110-Z6L-840	-----	-	1	1	-----	BAFH,TAFH,VAY
	32110-Z6L-850	-----	-	1	1	-----	TKW1
	32110-Z6L-810	-----	-	-	1	-----	TFX3,VXEK,VXEK





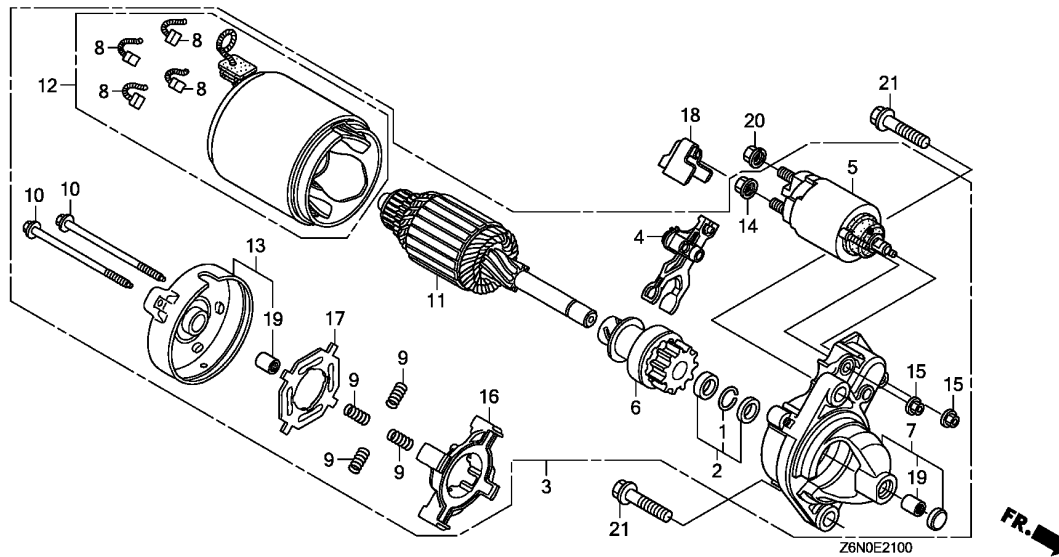
Z6N0E2000C

Ref. No.	Part No.	Description	Reqd. QTY			Serial No.	Parts catalogue code
			GX 630	GX 660	GX 690		
(7)	32110-Z6L-840	HARNESS ASSY., ENGINE WIRE ..	-	-	1	1000965 -----	TAF5
8	32114-Z6L-000	BRACKET, HARNESS	1	1	1	-----	
9	32115-Z6L-000	BRACKET, REGULATOR RECTIFIER	1	-	-	-----	QKW1,QZD1,QZK,VAY,VEPH,VXAH,VZE1,VZK1
			1	-	-	-----	1000001 SAE1
			1	-	-	-----	1000003 VZE8
			-	1	1	-----	TKW1,TFX3,VXEH,VXEK
10	32183-Z6L-000	HARNESS ASSY., REGULATOR RECTIFIER	1	-	-	-----	QKW1,QZD1,QZK,SAE1,VAY,VEPH,VXAH,VZE1,VZE8,VZK1
			-	1	1	-----	TKW1,TFX3,VXEH,VXEK
11	90650-KV6-003	BAND, WIRE, 95MM	1	1	1	-----	
12	90672-SB2-003	STRAP, CABLE, 105MM(BLACK) ..	1	1	-	-----	QKF,QKF1,QKF2,QKW2,QWD,QWD3,QWF,SAE1,SYA1,TAF5,TDW1,VXC,VXC2,VXEK
			-	-	1	-----	VYE3,VZE8,VZE9
			-	-	1	-----	TAF5,TDW1,TWD,VXC,VXC2,VYE3
13	91601-Z6L-000	GROMMET, CORD	1	1	1	-----	
14	95701-06008-00	BOLT, FLANGE, 6X8	1	-	-	-----	QKW1,QZD1,QZK,VAY,VEPH,VXAH,VZE1,VZK1
			1	-	-	-----	1000001 SAE1
			1	-	-	-----	1000003 VZE8
			-	1	1	-----	TKW1,TFX3,VXEH,VXEK
15	95701-06012-00	BOLT, FLANGE, 6X12	1	1	1	-----	
16	95701-06014-00	BOLT, FLANGE, 6X14	1	-	-	-----	QKW1,QZD1,QZK,VAY,VEPH,VXAH,VZE1,VZK1
			1	-	-	-----	1000001 SAE1
			1	-	-	-----	1000003 VZE8
			-	1	1	-----	TKW1,TFX3,VXEH,VXEK
17	95701-06030-00	BOLT, FLANGE, 6X30	1	-	-	-----	QKW1,QZD1,QZK,VAY,VEPH,VXAH,VZE1,VZK1
			1	-	-	-----	1000001 SAE1
			1	-	-	-----	1000003 VZE8
			-	1	1	-----	TKW1,TFX3,VXEH,VXEK



Z6N0E2000C

Ref. No.	Part No.	Description	Reqd. QTY			Serial No.	Parts catalogue code
			GX 630	GX 660	GX 690		
18	95701-06032-00	BOLT, FLANGE, 6X32	8	-	-	-----	QAFH,QKF,QKF1,QKF2,QKW2,QWD,QWD3,QWF,QZD1,SYA1
			7	-	-	-----	QKW1,QZK,SAE1,VAY,VEPH,VXAH,VXC,VXC2,VXEK,VYE3,VZE1,VZE8,VZE9
			-	8	-	-----	VZK1
			-	7	-	-----	BAFH,TAF5,TAFH,TAX2,TDW1,VAY
			-	-	8	-----	TKW1,TFX3,VXEH
			-	-	7	-----	BAFH,TAF5,TAFH,TAX2,TDW1,TWD,VAY
			-	-	1	-----	TKW1,TFX3,VXC,VXC2,VXEH,VXEK,VYE3
19	32110-Z6L-910	HARNESS ASSY., ENGINE WIRE ..	1	-	1	-----	VXC
	32110-Z6L-900	1	-	1	-----	VXC2
20	32114-Z6L-900	BRACKET, HARNESS	1	-	1	-----	VXC,VXC2
21	91541-S0A-003	CLIP, HARNESS BAND(BLACK) (145MM)	2	-	2	-----	VXC,VXC2
22	95701-06014-00	BOLT, FLANGE, 6X14	2	-	2	-----	VXC,VXC2
23	95701-06018-00	BOLT, FLANGE, 6X18	1	1	1	-----	QKF1,QKF2,SYA1,TAX2
24	32110-Z6N-800	HARNESS ASSY., ENGINE WIRE ..	-	1	1	-----	TAX2



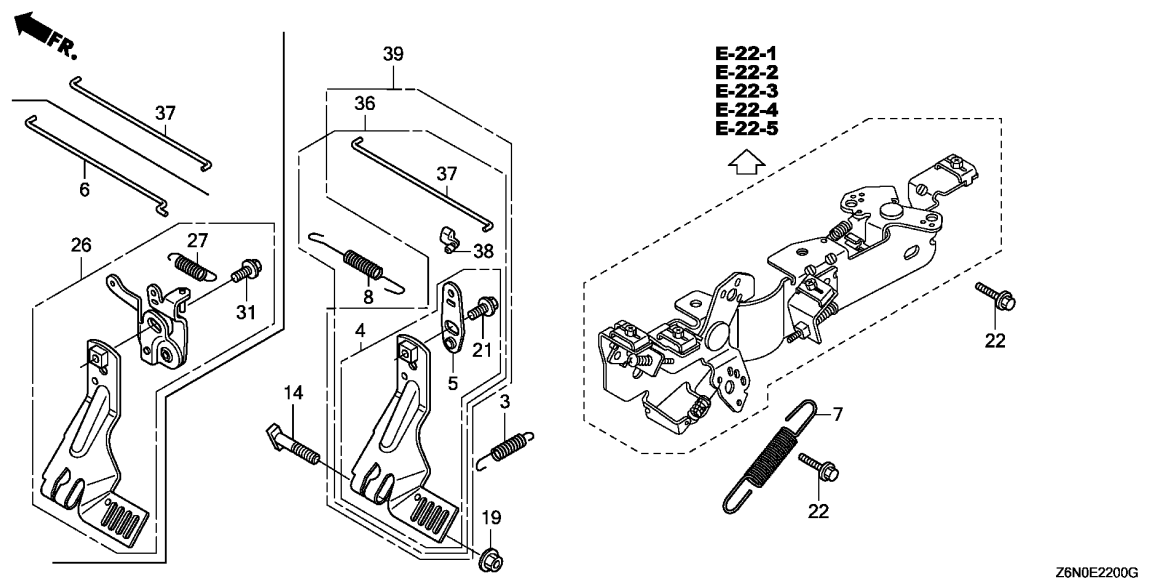
Ref. No.	L.O.N.	(Relative ref. Number) Description	F.R.T.
3	6121D5	MOTOR, STARTER	0.2
5	6121C9	SWITCH, STARTER MAGNETIC	0.4
6	6121B0	CLUTCH, OVERRUNNING	0.6
8	6121A9	BRUSH, STARTER	0.5
11	6121A0	ARMATURE, STARTER	0.7
12	6121D1	YOKE, STARTER	0.4
16	6121B6	HOLDER, STARTER BRUSH	0.3

Ref. No.	Part No.	Description	Reqd. QTY			Serial No.	Parts catalogue code
			GX 630	GX 660	GX 690		
1	30201-PH9-004	RING, SNAP(DENSO)	1	1	1		
2	30202-PZ1-003	COLLAR SET, CLUTCH STOP	1	1	1		
3	31200-Z6L-003	MOTOR ASSY., STARTER	1	1	1		
4	31203-PH9-004	LEVER, PINION DRIVE	1	1	1		
5	31204-ZJ1-H02	SWITCH ASSY., MAGNET	1	1	1		
6	31207-ZE9-H01	CLUTCH COMP., OVERRUNNING ...	1	1	1		
7	31208-Z6L-003	HOUSING COMP., DRIVE SIDE ...	1	1	1		
8	31211-PH9-004	BRUSH	4	4	4		
9	31212-PH9-004	SPRING, BRUSH	4	4	4		
10	31214-PH9-004	BOLT, THROUGH	2	2	2		
11	31217-Z0A-003	ARMATURE COMP.	1	1	1		
12	31218-P64-N01	YOKE COMP.	1	1	1		
13	31219-Z6L-003	FRAME COMP., COMMUTATOR END ..	1	1	1		
14	31220-PH9-004	NUT, HEX., 8MM	1	1	1		
15	31223-PA0-006	NUT, HEX.	2	2	2		
16	31231-PH9-004	HOLDER, BRUSH	1	1	1		
17	31233-PH9-004	INSULATOR, BRUSH HOLDER	1	1	1		
18	31234-Z6L-000	COVER, TERMINAL	1	1	1		
19	91002-ZG4-801	BEARING A	2	2	2		
20	94070-08080	NUT-WASHER, 8MM	1	1	1		
21	95701-10040-00	BOLT, FLANGE, 10X40	2	2	2		

E-22

GOVERNOR ARM

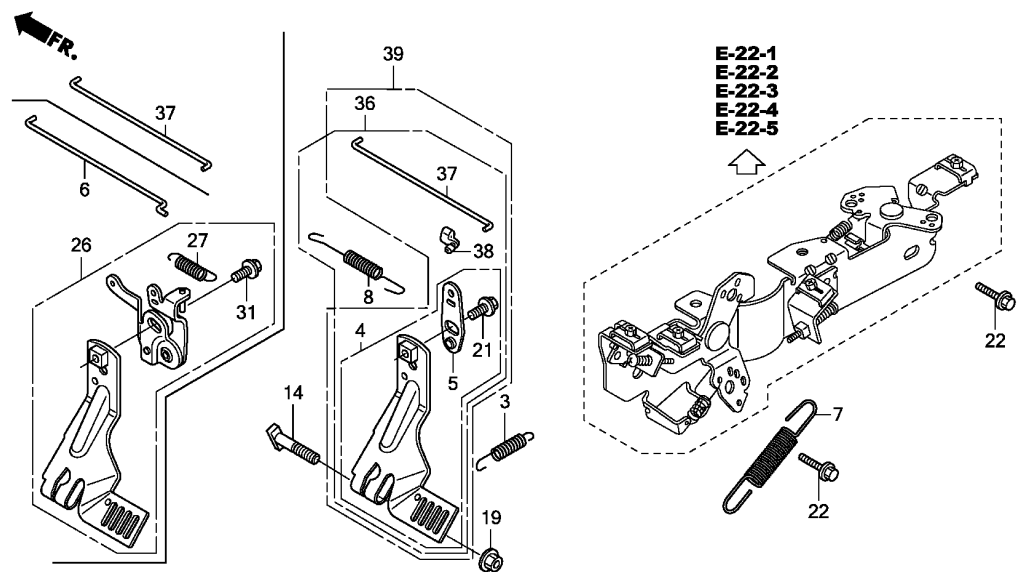
F10



Ref. No.	L.O.N.	(Relative ref. Number) Description	F.R.T.
4		(26,36,39)	
1161A0		ARM, GOVERNOR	0.3
6		(37)	
1161B1		ROD, GOVERNOR	0.2
7		1161C5 SPRING, GOVERNOR	0.1
8		1161C2 SPRING, THROTTLE RETURN	0.2

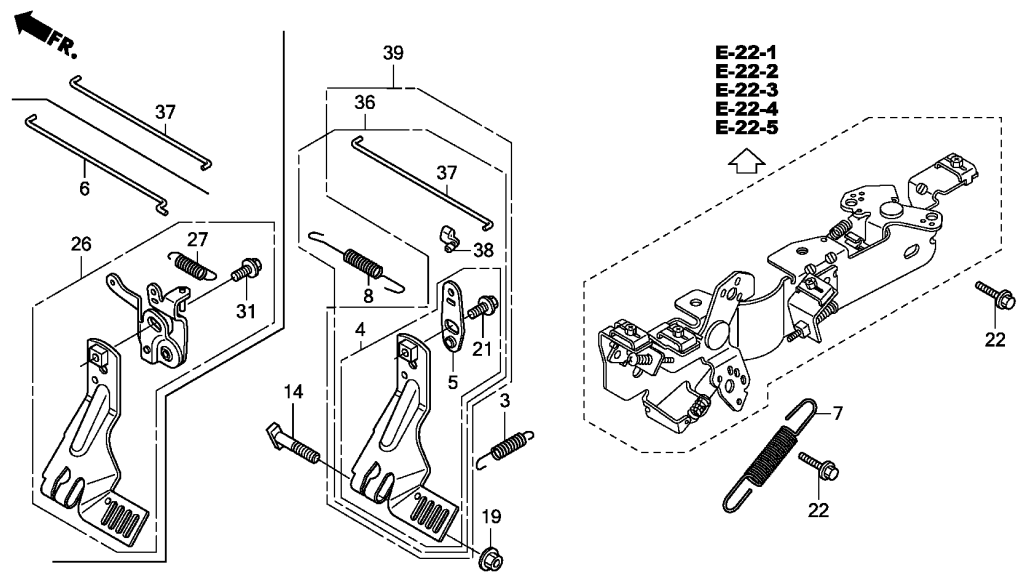
Ref. No.	Part No.	Description	Reqd. QTY			Serial No.	Parts catalogue code
			GX 630	GX 660	GX 690		
3	16534-Z6L-000	SPRING, STARTER	1	1	1		
4	16550-Z6L-020	ARM COMP., GOVERNOR	1	1	-	QKF2,QWD3,TAX2,VZE9,VZK1	
			1	-	-	1000029 VXC,VXC2	
			1	-	-	1004540 QAFH,QKF,QKF1,QKW1,QKW2,QWD,QWF,QZD1,QZK,SAE1,SYA1,VAY,VEPH,VXAH VXEK,VYE3,VZE1,VZE8	
			-	1	-	1000007 BAFH,TAF5,TAFH,TDW1,TKW1,TFX3,VAY	
			-	-	1	1000028 VXC,VXC2	
			-	-	1	1001824 BAFH,TAF5,TAFH,TAX2,TDW1,TKW1,TWD,TFX3,VAY,VYE3	
5	16553-Z6L-010	ARM, SUB	1	1	-	QKF2,QWD3,TAX2,VZE9,VZK1	
			1	-	-	1000029 VXC,VXC2	
			1	-	-	1004540 QAFH,QKF,QKF1,QKW1,QKW2,QWD,QWF,QZD1,QZK,SAE1,SYA1,VAY,VEPH,VXAH VXEK,VYE3,VZE1,VZE8	
			-	1	-	1000007 BAFH,TAF5,TAFH,TDW1,TKW1,TFX3,VAY	
			-	-	1	1000028 VXC,VXC2	
			-	-	1	1001824 BAFH,TAF5,TAFH,TAX2,TDW1,TKW1,TWD,TFX3,VAY,VYE3	
6	16555-Z6L-800	ROD, GOVERNOR	-	1	-	1000007 VXEK	
			-	-	1	VXEK	
			-	-	1	1001824 VXEK	
7	16561-Z6L-000	SPRING, GOVERNOR	1	1	1		
8	16562-Z6L-010	SPRING, THROTTLE RETURN	1	1	-	QKF2,QWD3,TAX2,VZE9,VZK1	
	16562-Z6M-000	1	-	1	VXC,VXC2	
	16562-Z6L-010	1	-	-	1004540 QAFH,QKF,QKF1,QKW1,QKW2,QWD,QWF,QZD1,QZK,SAE1,SYA1,VAY,VEPH,VXAH VXEK,VYE3,VZE1,VZE8	
	16562-Z6L-000	-	1	-	1000006 VXEK	
	16562-Z6L-010	-	1	-	1000007 BAFH,TAF5,TAFH,TDW1,TKW1,TFX3,VAY,VXEK	
			-	-	1	VXEK	
	16562-Z6L-000	-	-	1	1001823 VXEK	
	16562-Z6L-010	-	-	1	1001824 BAFH,TAF5,TAFH,TAX2,TDW1,TKW1,TWD,TFX3,VAY,VXEK,VYE3	

2



Z6N0E2200G

Ref. No.	Part No.	Description	Reqd. QTY			Serial No.	Parts catalogue code
			GX 630	GX 660	GX 690		
14	90015-ZE3-790	BOLT, GOVERNOR ARM	1	1	1		
19	94050-06000	NUT, FLANGE, 6MM	1	1	1		
21	95701-06010-00	BOLT, FLANGE, 6X10	1	1	-	-----	BAFH, QAFH, QKF, QKF1, QKF2, QKW1, QKW2, QWD, QWD3, QWF, QZD1, QZK, SAE1, SYA1, TAF5, TAFH, TAX2, TDW1, TKW1, TXF3, VAY, VEPH, VXAH, VXC, VXC2, VXEK, VYE3, VZE1, VZE8, VZE9, VZK1
22	95701-06014-00	BOLT, FLANGE, 6X14	-	-	1	-----	BAFH, TAF5, TAFH, TAX2, TDW1, TKW1, TWD, TXF3, VAY, VXC, VXC2, VYE3
26	16550-Z6L-801	ARM COMP., GOVERNOR	-	1	-	-----	VXEH
	16550-Z6L-800	-	-	1	-----	VXEK
	16550-Z6L-801	-	-	1	1000155	VXEH
27	16592-Z6L-800	SPRING, RETURN	-	1	1	-----	VXEH, VXEK
31	96001-06010-00	BOLT, FLANGE, 6X10	-	1	1	-----	VXEH, VXEK
36	04102-Z6L-000	ARM KIT, GOVERNOR	1	-	-	1004539	QAFH, QKF, QKF1, QKW1, QKW2, QWD, QWF, QZD1, QZK, SAE1, SYA1, VAY, VEPH, VXAH, VXEK, VYE3, VZE1, VZE8
		-	1	-	1000006	BAFH, TAF5, TAFH, TDW1, TKW1, TXF3, VAY
		-	-	1	1001823	BAFH, TAF5, TAFH, TAX2, TDW1, TKW1, TWD, TXF3, VAY, VYE3
37	16555-Z6L-010	ROD, GOVERNOR	1	1	-	-----	QKF2, QWD3, TAX2, VZE9, VZK1
	16555-Z6M-010	1	-	-	1000029	VXC, VXC2
	16555-Z6L-010	1	-	-	1004540	QAFH, QKF, QKF1, QKW1, QKW2, QWD, QWF, QZD1, QZK, SAE1, SYA1, VAY, VEPH, VXAH, VXEK, VYE3, VZE1, VZE8
		-	1	-	1000007	BAFH, TAF5, TAFH, TDW1, TKW1, TXF3, VAY
	16555-Z6M-010	-	-	1	1000028	VXC, VXC2
	16555-Z6L-010	-	-	1	1001824	BAFH, TAF5, TAFH, TAX2, TDW1, TKW1, TWD, TXF3, VAY, VYE3



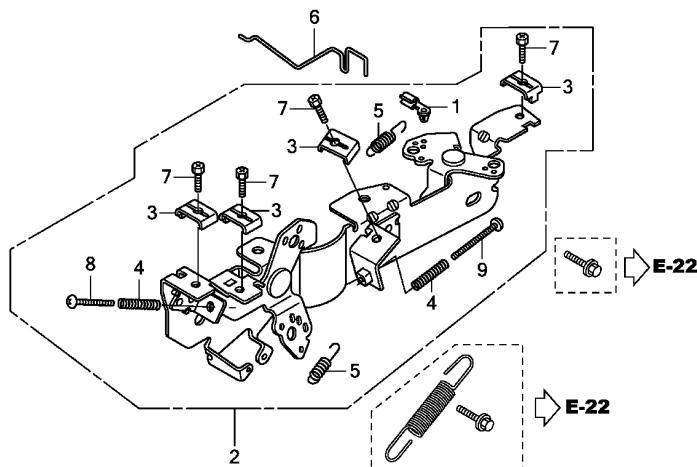
Ref. No.	Part No.	Description	Reqd. QTY			Serial No.	Parts catalogue code
			GX 630	GX 660	GX 690		
38	17957-Z6L-003	BUSH, LINKAGE	1	1	-	----- QKF2,QWD3,TAX2,VZE9,VZK1	
			1	-	-	1000029 ----- VXC,VXC2	
			1	-	-	1004540 ----- QAFH,QKF,QKF1,QKW1,QKW2,QWD,QWF,QZD1,QZK,SAE1,SYA1,VAY,VEPH,VXAH VXEK,VYE3,VZE1,VZE8	
			-	1	-	1000007 ----- BAFH,TAF5,TAFH,TDW1,TKW1,TFX3,VAY	
			-	-	1	1000028 ----- VXC,VXC2	
			-	-	1	1001824 ----- BAFH,TAF5,TAFH,TAX2,TDW1,TKW1,TWD,TFX3,VAY,VYE3	
39	04102-Z6M-000	ARM KIT, GOVERNOR	1	-	-	----- 1000028 VXC,VXC2	
			-	-	1	----- 1000027 VXC,VXC2	

E-22-1

CONTROL(1)

F13

FR.

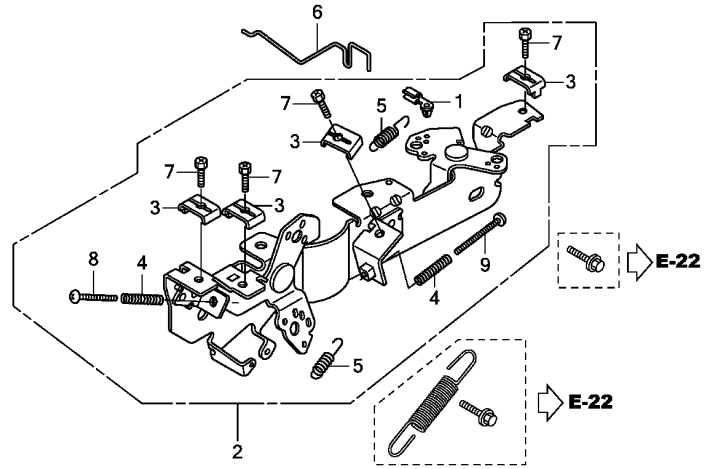


Z6N0E2201

Ref. No.	L.O.N.	(Relative ref. Number) Description	F.R.T.
2	1161A5	CONTROL, THROTTLE/GOVERNOR ...	0.4
6	8101R5	ROD, GOVERNOR CHOKE CONTROL ..	0.2

2

Ref. No.	Part No.	Description	Reqd. QTY			Serial No.	Parts catalogue code
			GX 630	GX 660	GX 690		
1	16263-Z0G-010	JOINT, ROD	1	-	1	----- VYE3	
			-	1	-	----- 1000005 TAF5,TFX3	
			-	1	-	----- 1000006 VAY	
			-	-	1	----- 1000312 VAY	
2	16500-Z6L-000	CONTROL ASSY.	1	-	-	----- 1000254 VYE3	
	16500-Z6L-010	1	-	-	1000255 1003110 VYE3	
	16500-Z6L-020	1	-	-	----- 1003111	
	16500-Z6L-000	-	1	-	----- 1000005 TAF5,TFX3	
			-	1	-	----- 1000006 VAY	
			-	-	1	----- 1000312 VAY	
	16500-Z6L-020	-	-	1	1002191 VYE3	
3	16576-891-000	HOLDER, CABLE	4	-	4	----- VYE3	
			-	4	-	----- 1000005 TAF5,TFX3	
			-	4	-	----- 1000006 VAY	
			-	-	4	----- 1000312 VAY	
4	16584-883-300	SPRING, CONTROL ADJUSTING ...	2	-	2	----- VYE3	
			-	2	-	----- 1000005 TAF5,TFX3	
			-	2	-	----- 1000006 VAY	
			-	-	2	----- 1000312 VAY	
5	16592-ZJ1-000	SPRING, CABLE RETURN	2	-	2	----- VYE3	
			-	2	-	----- 1000005 TAF5,TFX3	
			-	2	-	----- 1000006 VAY	
			-	-	2	----- 1000312 VAY	
6	16611-Z6L-000	ROD, CHOKE CONTROL	1	-	-	----- 1003110 VYE3	
	16611-Z6L-010	1	-	-	1003111	----- VYE3



Z6N0E2201

Ref. No.	Part No.	Description	Reqd. QTY			Serial No.	Parts catalogue code
			GX 630	GX 660	GX 690		
(6)	16611-Z6L-000	ROD, CHOKE CONTROL	-	1	-	1000005 TAF5,TXF3	
			-	1	-	1000006 VAY	
			-	-	1	1000312 VAY	
			-	-	1	1002191 VYE3	
	16611-Z6L-010	-	-	1	1002192 VYE3	
7	92301-05016-0A	BOLT, RECESSED, 5X16	4	-	4	VYE3	
			-	4	-	1000005 TAF5,TXF3	
			-	4	-	1000006 VAY	
			-	-	4	1000312 VAY	
8	93500-05030-0A	SCREW, PAN, 5X30	1	-	1	VYE3	
			-	1	-	1000005 TAF5,TXF3	
			-	1	-	1000006 VAY	
			-	-	1	1000312 VAY	
9	93500-05040-0A	SCREW, PAN, 5X40	1	-	-	1000254 VYE3	
	93500-05045-0A	SCREW, PAN, 5X45	1	-	-	1000255 VYE3	
	93500-05040-0A	SCREW, PAN, 5X40	-	1	-	1000005 TAF5,TXF3	
			-	1	-	1000006 VAY	
			-	-	1	1000312 VAY	
			-	-	1	1002191 VYE3	
	93500-05045-0A	SCREW, PAN, 5X45	-	-	1	1002192 VYE3	

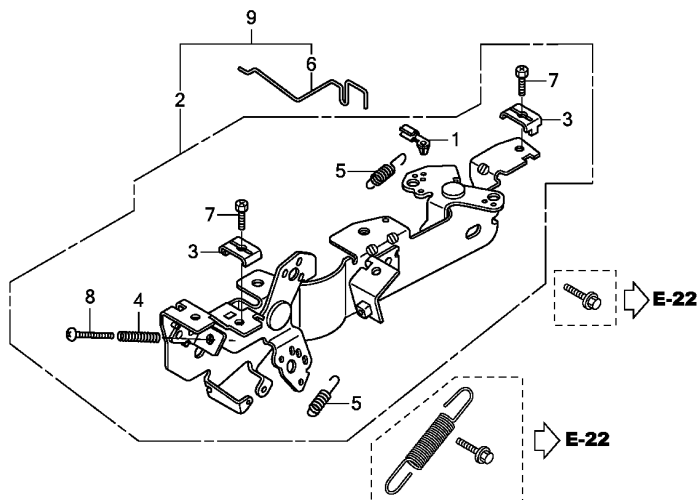


E-22-2

CONTROL(2)

F15

FR.



Z6N0E2202

Ref. No.	L.O.N.	(Relative ref. Number) Description	F.R.T.
6	8101R5	ROD, GOVERNOR CHOKE CONTROL (2)	0.2
9	1161A5	CONTROL, THROTTLE/GOVERNOR	0.4

2

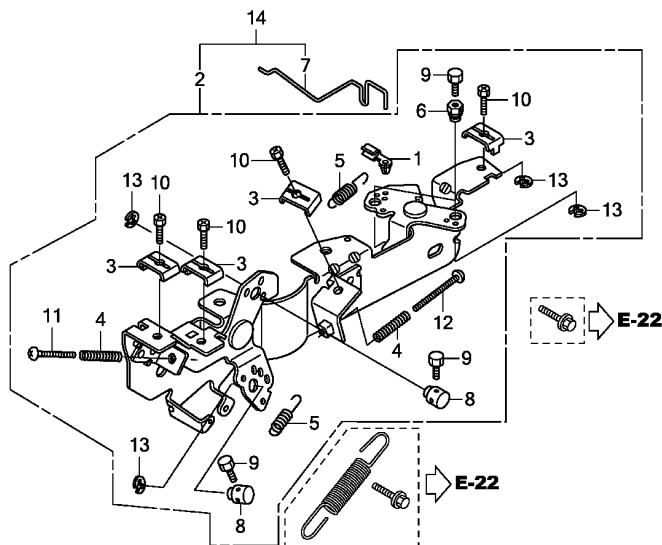
Ref. No.	Part No.	Description	Reqd. QTY			Serial No.	Parts catalogue code
			GX 630	GX 660	GX 690		
1	16263-Z0G-010	JOINT, ROD	1	1	-	VXC,VXC2,VXEH,VXEK	
2	16500-Z6L-802	CONTROL ASSY.	1	-	-	VXC,VXC2,VXEH	
	16500-Z6L-801		1	-	-	1000028 VXK	
	16500-Z6L-802		1	-	-	1000029 VXC,VXC2	
	16500-Z6L-801		-	1	-	1000007 VXEH	
	16500-Z6L-802		-	-	1	1000483 VXC,VXC2	
			-	-	1	1000484 VXC,VXC2	
			-	-	1	1002192 VXEH	
3	16576-891-000	HOLDER, CABLE	2	2	-	VXC,VXC2,VXEH,VXEK	
			-	-	2	VXC,VXC2,VXEH	
4	16584-883-300	SPRING, CONTROL ADJUSTING	1	1	-	VXC,VXC2,VXEH,VXEK	
			-	-	1	VXC,VXC2,VXEH	
5	16592-ZJ1-000	SPRING, CABLE RETURN	2	2	-	VXC,VXC2,VXEH,VXEK	
			-	-	2	VXC,VXC2,VXEH	
6	16611-Z6L-010	ROD, CHOKE CONTROL	1	-	-	VXEK	
			-	1	-	1000007 VXEH	
			-	-	1	1002192 VXEH	
7	92301-05016-0A	BOLT, RECESSED, 5X16	2	2	-	VXC,VXC2,VXEH,VXEK	
			-	-	2	VXC,VXC2,VXEH	
8	93500-05040-0A	SCREW, PAN, 5X40	1	-	-	VXC,VXC2,VXEH	
	93500-05045-0A	SCREW, PAN, 5X45	-	1	-	1000006 VXEH	
	93500-05040-0A	SCREW, PAN, 5X40	-	1	-	1000007 VXEH	
			-	-	1	VXC,VXC2	
	93500-05045-0A	SCREW, PAN, 5X45	-	-	1	1000090 VXEH	
	93500-05040-0A	SCREW, PAN, 5X40	-	-	1	1000091 VXEH	
9	04101-Z6L-800	CONTROL KIT	-	1	-	1000006 VXEH	
			-	-	1	1002191 VXEH	

E-22-3

CONTROL(3)

F16

FR.

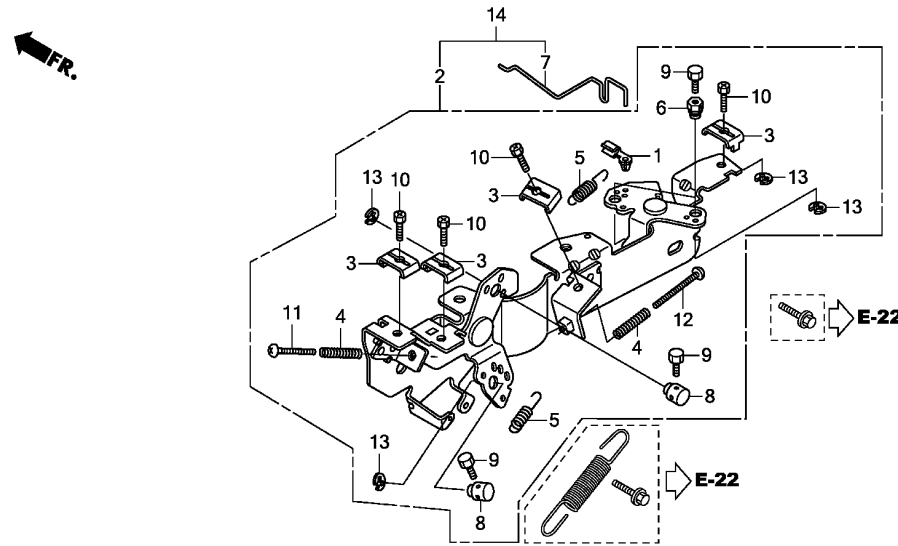


Z6N0E2203

Ref. No.	L.O.N.	(Relative ref. Number) Description	F.R.T.
7	8101R5	ROD, GOVERNOR CHOKE CONTROL (2)	0.2
14	1161A5	CONTROL, THROTTLE/GOVERNOR	0.4

Ref. No.	Part No.	Description	Reqd. QTY			Serial No.	Parts catalogue code
			GX 630	GX 660	GX 690		
1	16263-Z0G-010	JOINT, ROD	1	1	-	-----	QKF,QKF1,QKF2,QKW2,QWD,QWD3,QWF,SAE1,SYA1,TDW1 TAF5,TFX3
2	16500-Z6L-812	CONTROL ASSY.	1	-	1	1000006	----- TAF5,TDW1,TWD,TFX3 QKF2,QWD3,TWD
3	16576-891-000	HOLDER, CABLE	1	-	-	1003111	----- QKF,QKF1,QKW2,QWD,QWF,SAE1,SYA1
			-	1	-	1000006	----- TAF5,TDW1,TFX3
			-	-	1	1001551	----- TAF5,TDW1,TFX3
4	16584-883-300	SPRING, CONTROL ADJUSTING	4	4	-	-----	QKF,QKF1,QKF2,QKW2,QWD,QWD3,QWF,SAE1,SYA1,TDW1 TAF5,TFX3
			-	4	-	1000006	----- TAF5,TFX3
			-	-	4	-----	TAF5,TDW1,TWD,TFX3
5	16592-ZJ1-000	SPRING, CABLE RETURN	2	2	-	-----	QKF,QKF1,QKF2,QKW2,QWD,QWD3,QWF,SAE1,SYA1,TDW1 TAF5,TFX3
			-	2	-	1000006	----- TAF5,TFX3
			-	-	2	-----	TAF5,TDW1,TWD,TFX3
6	16594-883-010	HOLDER, WIRE	2	2	-	-----	QKF,QKF1,QKF2,QKW2,QWD,QWD3,QWF,SAE1,SYA1,TDW1 TAF5,TFX3
			-	2	-	1000006	----- TAF5,TFX3
7	16611-Z6L-010	ROD, CHOKE CONTROL	1	-	1	-----	TAF5,TDW1,TWD,TFX3 QKF2,QWD3,TWD
			1	-	-	1003111	----- QKF,QKF1,QKW2,QWD,QWF,SAE1,SYA1
			-	1	-	1000006	----- TAF5,TDW1,TFX3
			-	-	1	1001551	----- TAF5,TDW1,TFX3
8	16617-Z6L-000	HOLDER, CABLE	2	2	-	-----	QKF,QKF1,QKF2,QKW2,QWD,QWD3,QWF,SAE1,SYA1,TDW1 TAF5,TFX3
			-	2	-	1000006	----- TAF5,TFX3
			-	-	2	-----	TAF5,TDW1,TWD,TFX3

2



Z6N0E2203

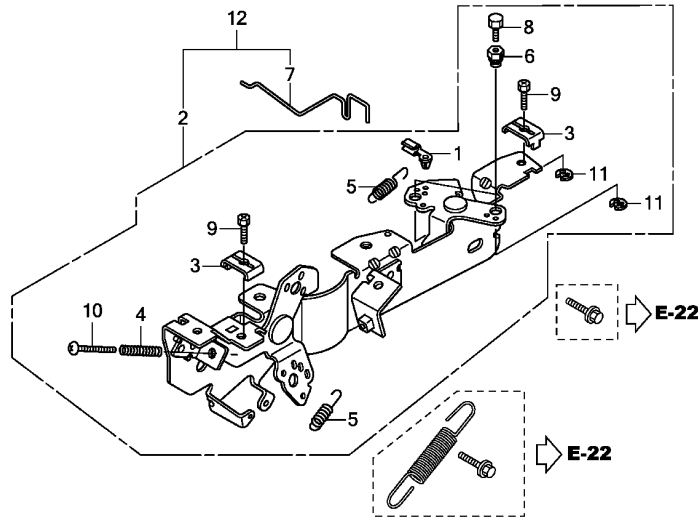
Ref. No.	Part No.	Description	Reqd. QTY			Serial No.	Parts catalogue code	
			GX 630	GX 660	GX 690			
9	92301-04006-0H	BOLT, RECESSED, 4X6	4	4	-	-----	QKF,QKF1,QKF2,QKW2,QWD,QWD3,QWF,SAE1,SYA1,TDW1	
			-	4	-	1000006	-----	TAF5,TFX3
			-	-	4	-----	-----	TAF5,TDW1,TWD,TFX3
10	92301-05016-0A	BOLT, RECESSED, 5X16	4	4	-	-----	QKF,QKF1,QKF2,QKW2,QWD,QWD3,QWF,SAE1,SYA1,TDW1	
			-	4	-	1000006	-----	TAF5,TFX3
			-	-	4	-----	-----	TAF5,TDW1,TWD,TFX3
11	93500-05030-0A	SCREW, PAN, 5X30	1	1	-	-----	QKF,QKF1,QKF2,QKW2,QWD,QWD3,QWF,SAE1,SYA1,TDW1	
			-	1	-	1000006	-----	TAF5,TFX3
			-	-	1	-----	-----	TAF5,TDW1,TWD,TFX3
12	93500-05045-0A	SCREW, PAN, 5X45	1	-	1	-----	QKF1,QKF2,QWD3,SYA1,TWD	
	93500-05040-0A	SCREW, PAN, 5X40	1	-	-	1003110	-----	QKF,QKW2,QWD,QWF,SAE1
	93500-05045-0A	SCREW, PAN, 5X45	1	-	-	1003111	-----	QKF,QKW2,QWD,QWF,SAE1
	93500-05040-0A	SCREW, PAN, 5X40	-	1	-	-----	-----	TDW1
	93500-05045-0A	SCREW, PAN, 5X45	-	1	-	1000006	-----	TAF5,TDW1,TFX3
	93500-05040-0A	SCREW, PAN, 5X40	-	-	1	-----	-----	1001550 TAF5,TDW1,TFX3
	93500-05045-0A	SCREW, PAN, 5X45	-	-	1	1001551	-----	TAF5,TDW1,TFX3
13	94540-05018	E-RING, 5MM	4	4	-	-----	QKF,QKF1,QKF2,QKW2,QWD,QWD3,QWF,SAE1,SYA1,TDW1	
			-	4	-	1000006	-----	TAF5,TFX3
			-	-	4	-----	-----	TAF5,TDW1,TWD,TFX3
14	04101-Z6L-810	CONTROL KIT	1	-	-	-----	1003110 QKF,QKF1,QKW2,QWD,QWF,SAE1,SYA1	
			-	1	-	-----	-----	1000005 TDW1
			-	-	1	-----	-----	1001550 TAF5,TDW1,TFX3

E-22-4

CONTROL(4)

G 2

FR.



Z6N0E2204

Ref. No.	L.O.N.	(Relative ref. Number) Description	F.R.T.
7	8101R5	ROD, GOVERNOR CHOKE CONTROL (2)	0.2
12	1161A5	CONTROL, THROTTLE/GOVERNOR	0.4

Ref. No.	Part No.	Description	Reqd. QTY			Serial No.	Parts catalogue code
			GX 630	GX 660	GX 690		
1	16263-Z0G-010	JOINT, ROD	1	-	-	VZE8, VZE9	
2	16500-Z6L-822	CONTROL ASSY.	1	-	-	VXEK	
			1	-	-	1011000	VZE9
			-	-	-	-	VZE8
3	16576-891-000	HOLDER, CABLE	2	-	-	VXEK	
			-	-	-	-	VZE8, VZE9
4	16584-883-300	SPRING, CONTROL ADJUSTING	1	-	-	VXEK	
			-	-	-	-	VZE8, VZE9
5	16592-ZJ1-000	SPRING, CABLE RETURN	2	-	-	VXEK	
			-	-	-	-	VZE8, VZE9
			-	-	-	-	VXEK
6	16594-883-010	HOLDER, WIRE	2	-	-	VZE8, VZE9	
			-	-	-	-	VXEK
7	16611-Z6L-010	ROD, CHOKE CONTROL	1	-	-	VZE9	
			1	-	-	1011000	VZE8
			-	-	-	-	VXEK
8	92301-04006-0H	BOLT, RECESSED, 4X6	2	-	-	VZE8, VZE9	
			-	-	-	-	VXEK
9	92301-05016-0A	BOLT, RECESSED, 5X16	2	-	-	VZE8, VZE9	
			-	-	-	-	VXEK
10	93500-05040-0A	SCREW, PAN, 5X40	1	-	-	VZE8, VZE9	
			-	-	-	-	VXEK
11	94540-05018	E-RING, 5MM	2	-	-	VZE8, VZE9	
			-	-	-	-	VXEK
12	04101-Z6L-820	CONTROL KIT	1	-	-	1010999	VZE8

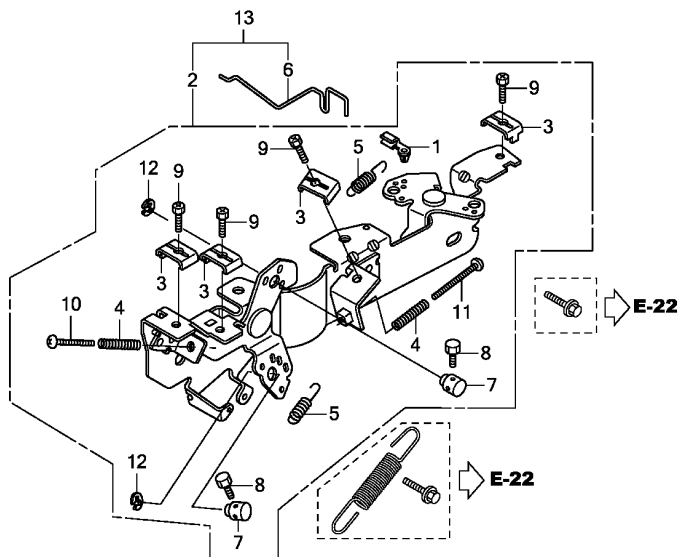
2

E-22-5

CONTROL(5)

G 3

FR.

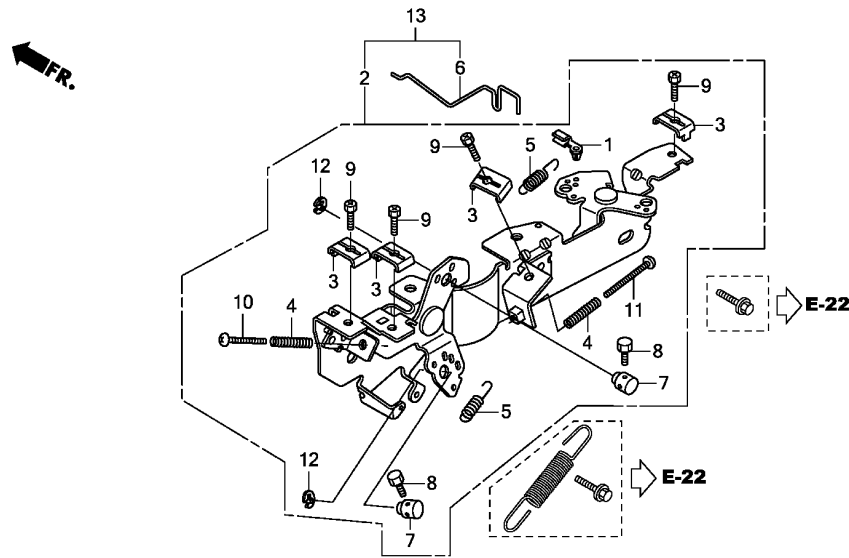


Z6N0E2205

Ref. No.	L.O.N.	(Relative ref. Number) Description	F.R.T.
6	8101R5	ROD, GOVERNOR CHOKE CONTROL (2)	0.2
13	1161A5	CONTROL, THROTTLE/GOVERNOR	0.4

2

Ref. No.	Part No.	Description	Reqd. QTY			Serial No.	Parts catalogue code
			GX 630	GX 660	GX 690		
1	16263-Z0G-010	JOINT, ROD	1	-	-	-----	QAFH,QKW1,QZD1,QZK,VAY,VEPH,VXAH,VZE1,VZK1 BAFH,TAFH,TAX2,TKW1
			-	1	1	1000007	VAY
			-	-	1	1000313	VAY
2	16500-Z6L-832	CONTROL ASSY.	1	1	1	-----	QZD1,TAX2,VZK1
			1	-	-	1011000	QAFH,QKW1,QZK,VAY,VEPH,VXAH,VZE1
			-	1	-	1000007	BAFH,TAFH,TKW1,VAY
3	16576-891-000	HOLDER, CABLE	4	-	-	-----	BAFH,TAFH,TKW1,VAY
			-	4	4	-----	QAFH,QKW1,QZD1,QZK,VAY,VEPH,VXAH,VZE1,VZK1
			-	-	4	1000007	BAFH,TAFH,TAX2,TKW1
			-	-	4	1000313	VAY
4	16584-883-300	SPRING, CONTROL ADJUSTING ...	2	-	-	-----	VAY
			-	2	2	-----	QAFH,QKW1,QZD1,QZK,VAY,VEPH,VXAH,VZE1,VZK1
			-	-	2	1000007	BAFH,TAFH,TAX2,TKW1
			-	-	2	1000313	VAY
5	16592-ZJ1-000	SPRING, CABLE RETURN	2	-	-	-----	VAY
			-	2	2	-----	QAFH,QKW1,QZD1,QZK,VAY,VEPH,VXAH,VZE1,VZK1
			-	-	2	1000007	BAFH,TAFH,TAX2,TKW1
			-	-	2	1000313	VAY
6	16611-Z6L-010	ROD, CHOKE CONTROL	1	1	1	-----	VAY
			1	-	-	1011000	QZD1,TAX2,VZK1
			-	1	-	1000007	QAFH,QKW1,QZK,VAY,VEPH,VXAH,VZE1
			-	-	1	1002192	BAFH,TAFH,TKW1,VAY
7	16617-Z6L-000	HOLDER, CABLE	2	-	-	-----	BAFH,TAFH,TKW1,VAY
			-	2	2	-----	QAFH,QKW1,QZD1,QZK,VAY,VEPH,VXAH,VZE1,VZK1
			-	-	2	1000007	BAFH,TAFH,TAX2,TKW1
			-	-	2	1000313	VAY

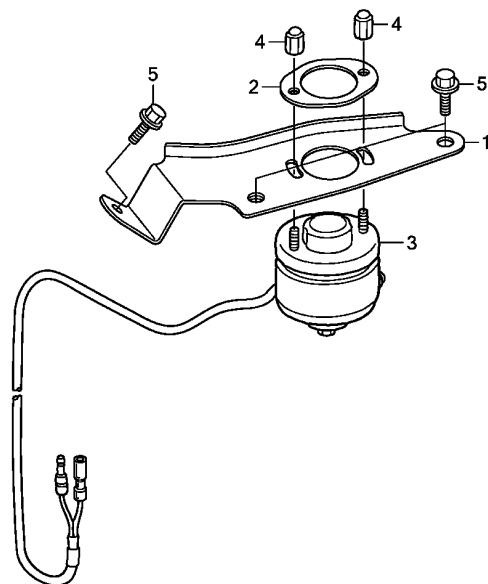


Z6N0E2205

Ref. No.	Part No.	Description	Reqd. QTY			Serial No.	Parts catalogue code
			GX 630	GX 660	GX 690		
8	92301-04006-0H	BOLT, RECESSED, 4X6	2	-	-	-----	QAFH,QKW1,QZD1,QZK,VAY,VEPH,VXAH,VZE1,VZK1
			-	2	2	-----	BAFH,TAFH,TAX2,TKW1
9	92301-05016-0A	BOLT, RECESSED, 5X16	-	2	-	1000007	VAY
			-	-	2	1000313	VAY
10	93500-05030-0A	SCREW, PAN, 5X30	-	-	-	-----	QAFH,QKW1,QZD1,QZK,VAY,VEPH,VXAH,VZE1,VZK1
			-	1	1	-----	BAFH,TAFH,TAX2,TKW1
11	93500-05045-0A	SCREW, PAN, 5X45	1	-	-	-----	QAFH,QKW1,QZD1,QZK,VAY,VEPH,VXAH,VZE1,VZK1
			-	4	4	-----	BAFH,TAFH,TAX2,TKW1
12	94540-05018	E-RING, 5MM	-	4	-	1000007	VAY
			-	-	1	1000313	VAY
13	04101-Z6L-830	CONTROL KIT	1	-	-	-----	QAFH,QKW1,QZD1,QZK,VAY,VEPH,VXAH,VZE1
			-	1	-	-----	BAFH,TAFH,TKW1



FR.

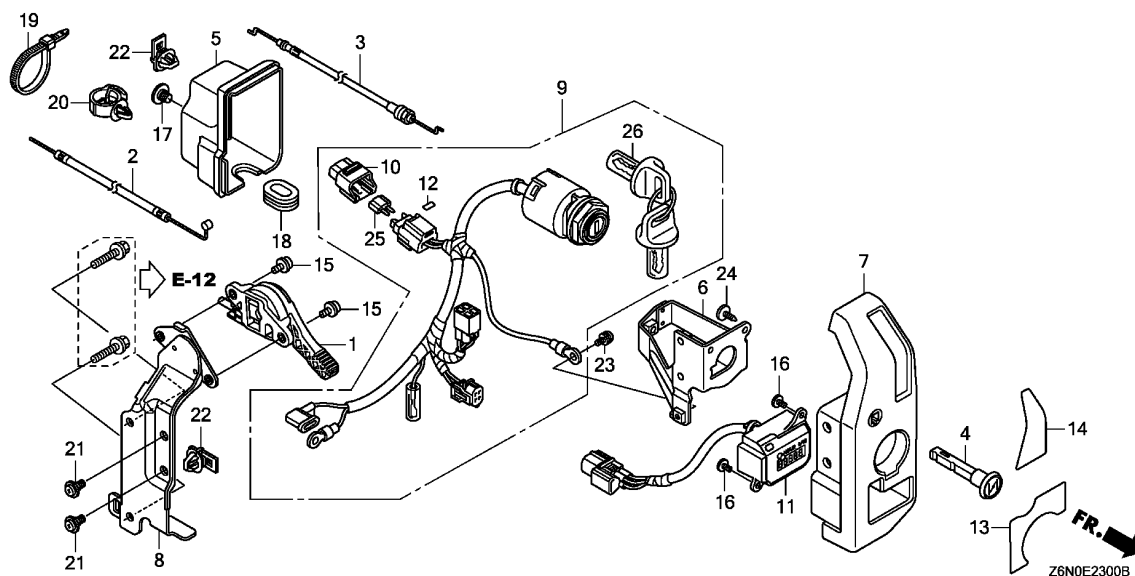


Z6N0E2220

Ref. No.	L.O.N.	(Relative ref. Number) Description	F.R.T.
----------	--------	------------------------------------	--------

3	6151A6	SOLENOID, ROTARY	0.3
---	--------	------------------------	-----

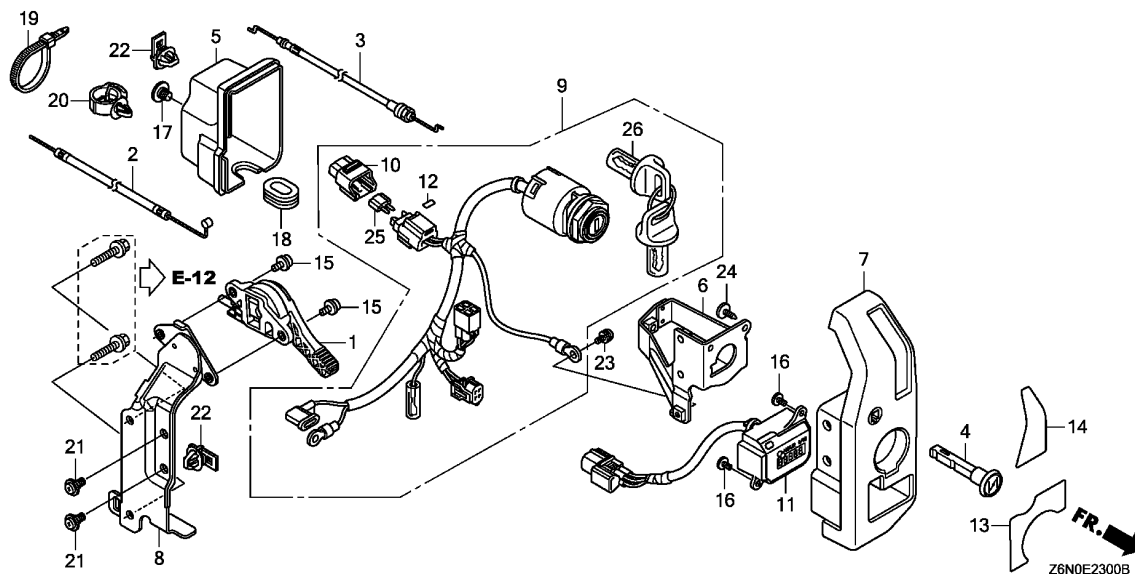
Ref. No.	Part No.	Description	Reqd. QTY			Serial No.	Parts catalogue code
			GX 630	GX 660	GX 690		
1	36335-Z6L-000	STAY, SOLENOID	-	1	1	-----	VXEH,VXEK
2	36337-Z6L-000	PLATE, SOLENOID	-	1	1	-----	VXEH,VXEK
3	36350-Z6L-003	SOLENOID ASSY., ROTARY	-	1	1	-----	VXEH,VXEK
4	90202-ZJ1-840	NUT, SPECIAL CAP	-	2	2	-----	VXEH,VXEK
5	95701-06014-00	BOLT, FLANGE, 6X14	-	3	3	-----	VXEH,VXEK



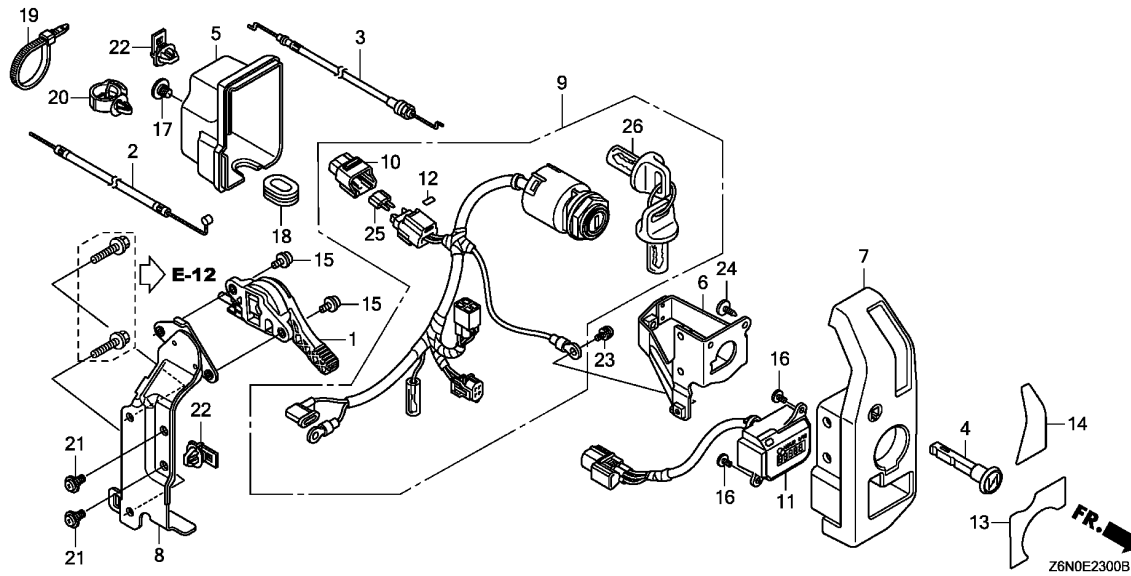
Ref. No.	L.O.N.	(Relative ref. Number) Description	F.R.T.
1	8101H1	LEVER, THROTTLE	0.3
2	8111C8	CABLE, THROTTLE	0.3
3	8111A9	CABLE, CHOKE	0.2
9	6151E1	SWITCH, COMBINATION	0.4
11	812113	METER, HOUR	0.3
25	8121A9	FUSE, MINI	0.1

Ref. No.	Part No.	Description	Reqd. QTY			Serial No.	Parts catalogue code
			GX 630	GX 660	GX 690		
1	17850-Z6L-003	LEVER ASSY., THROTTLE	1	1	1	-----	BAFH,QAFH,QKW1,QZK,TAFH,TKW1,VAY,VEPH,VXAH,VZE1,VZK1
2	17910-Z6L-000	CABLE COMP., THROTTLE	1	1	1	-----	BAFH,QAFH,QKW1,QZK,TAFH,TKW1,VAY,VEPH,VXAH,VZE1,VZK1
3	17950-Z6L-000	CABLE COMP., CHOKE	1	1	1	-----	BAFH,QAFH,QKW1,QZD1,QZK,TAFH,TAX2,TKW1,TFX3,VAY,VEPH,VXAH,VXE1,VZK1
4	17951-ZV1-000	KNOB, CHOKE	1	1	1	-----	BAFH,QAFH,QKW1,QZD1,QZK,TAFH,TAX2,TKW1,TFX3,VAY,VEPH,VXAH,VXE1,VZK1
5	31612-Z6L-000	COVER, CONTROL	1	1	1	-----	BAFH,QAFH,QKW1,QZD1,QZK,TAFH,TAX2,TKW1,TFX3,VAY,VEPH,VXAH,VXE1,VZK1
6	31614-Z6L-000	BRACKET, SWITCH BOX	1	1	1	-----	BAFH,QAFH,QKW1,QZD1,QZK,TAFH,TAX2,TKW1,TFX3,VAY,VEPH,VXAH,VXE1,VZK1
7	32346-Z6L-000	PANEL, CONTROL	1	1	1	-----	BAFH,QAFH,QKW1,QZK,TAFH,TKW1,VAY,VEPH,VXAH,VZE1,VZK1
	32346-Z6L-800	1	1	1	-----	QZD1,TAX2,TFX3,VXE1
8	32347-Z6L-000	BRACKET, CONTROL BOX	1	1	1	-----	BAFH,QAFH,QKW1,QZD1,QZK,TAFH,TAX2,TKW1,TFX3,VAY,VEPH,VXAH,VXE1,VZK1
9	35100-Z6L-003	SWITCH ASSY., COMBINATION ...	1	1	1	-----	BAFH,QAFH,QKW1,QZD1,QZK,TAFH,TKW1,TFX3,VAY,VEPH,VXAH,VXE1,VZK1
	35100-Z6N-003	-	1	1	-----	TAX2
	35100-Z6L-003	-	-	1	1000965	TAF5
10	38216-Z2E-003	COVER ASSY., FUSE	1	1	1	-----	BAFH,QAFH,QKW1,QZD1,QZK,TAFH,TAX2,TKW1,TFX3,VAY,VEPH,VXAH,VXE1,VZK1
		-	-	1	1000965	TAF5
11	39700-Z6L-003	METER ASSY., HOUR	1	1	1	-----	BAFH,QAFH,QKW1,QZD1,QZK,TAFH,TAX2,TKW1,TFX3,VAY,VEPH,VXAH,VXE1,VZK1
		-	-	1	1000965	TAF5
12	87117-Z2E-800	LABEL, FUSE(30A)	1	1	1	-----	BAFH,QAFH,QKW1,QZD1,QZK,TAFH,TAX2,TKW1,TFX3,VAY,VEPH,VXAH,VXE1,VZK1
		-	-	1	1000965	TAF5



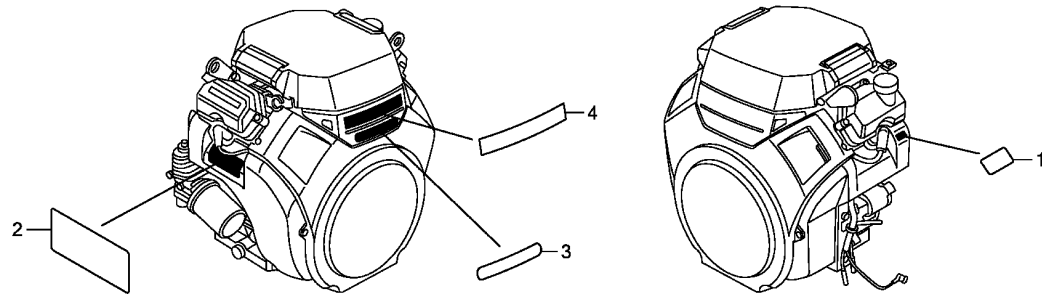


Ref. No.	Part No.	Description	Reqd. QTY			Serial No.	Parts catalogue code
			GX 630	GX 660	GX 690		
13	87501-Z6L-800	MARK, ENGINE SWITCH	1	1	1	-----	BAFH, QAFH, QKW1, QZD1, TAFH, TAX2, TKW1, TXF3, VAY
	87501-Z6L-000	1	1	1	-----	QZK, VEPH, VXAH, VXEH, VZE1, VZK1
14	87502-Z6L-000	MARK, THROTTLE SWITCH	1	1	1	-----	BAFH, QAFH, QKW1, QZK, TAFH, TKW1, VAY, VEPH, VXAH, VZE1, VZK1
	87502-Z6L-800	1	1	1	-----	QZD1, TAX2, TXF3, VXEH
15	90011-Z0H-811	BOLT, SOCKET, 5X9	2	2	2	-----	BAFH, QAFH, QKW1, QZK, TAFH, TKW1, VAY, VEPH, VXAH, VZE1, VZK1
16	90101-SP1-003	SCREW, TAPPING, 3X8(P0)	2	2	2	-----	BAFH, QAFH, QKW1, QZD1, QZK, TAFH, TAX2, TKW1, TXF3, VAY, VEPH, VXAH, VXEH, VZE1, VZK1
17	90380-MB2-000	SCREW, SPECIAL, 6X8	1	1	1	-----	BAFH, QAFH, QKW1, QZD1, QZK, TAFH, TAX2, TKW1, TXF3, VAY, VEPH, VXAH, VXEH, VZE1, VZK1
18	90601-Z6L-000	GROMMET, CONTROL BOX	1	1	1	-----	BAFH, QAFH, QKW1, QZD1, QZK, TAFH, TAX2, TKW1, TXF3, VAY, VEPH, VXAH, VXEH, VZE1, VZK1
19	90650-KV6-003	BAND, WIRE, 95MM	1	1	1	-----	BAFH, QAFH, QKW1, QZD1, QZK, TAFH, TAX2, TKW1, TXF3, VAY, VEPH, VXAH, VXEH, VZE1, VZK1
20	90681-763-A01	CLIP, WIRE HARNESS	1	1	1	-----	BAFH, QAFH, QKW1, QZD1, QZK, TAFH, TAX2, TKW1, TXF3, VAY, VEPH, VXAH, VXEH, VZE1, VZK1
21	91508-GN2-000	SCREW, PAN, 5X10.5	2	2	2	-----	BAFH, QAFH, QKW1, QZD1, QZK, TAFH, TAX2, TKW1, TXF3, VAY, VEPH, VXAH, VXEH, VZE1, VZK1
22	91565-SEL-003	CLIP, COUPLER(BLACK)	2	2	2	-----	BAFH, QAFH, QKW1, QZD1, QZK, TAFH, TAX2, TKW1, TXF3, VAY, VEPH, VXAH, VXEH, VZE1, VZK1
23	93893-05008-07	SCREW-WASHER, 5X8	1	1	1	-----	BAFH, QAFH, QKW1, QZD1, QZK, TAFH, TAX2, TKW1, TXF3, VAY, VEPH, VXAH, VXEH, VZE1, VZK1
24	93913-25310	SCREW, TAPPING, 5X14(P0)	1	1	1	-----	BAFH, QAFH, QKW1, QZD1, QZK, TAFH, TAX2, TKW1, TXF3, VAY, VEPH, VXAH, VXEH, VZE1, VZK1
25	98200-43000	FUSE, MINI(30A)	1	1	1	-----	BAFH, QAFH, QKW1, QZD1, QZK, TAFH, TAX2, TKW1, TXF3, VAY, VEPH, VXAH, VXEH, VZE1, VZK1
			-	-	1	1000965	----- TAF5



Ref. No.	Part No.	Description	Reqd. QTY			Serial No.	Parts catalogue code
			GX 630	GX 660	GX 690		
26	35110-ZV5-V50	KEY ASSY., COMBINATION SWITCH (W05)	2	2	2	-----	BAFH, QAFH, QKW1, QZD1, QZK, TAFH, TAX2, TKW1, TXF3, VAY, VEPH, VXA H, VXEH, VZE1, VZK1



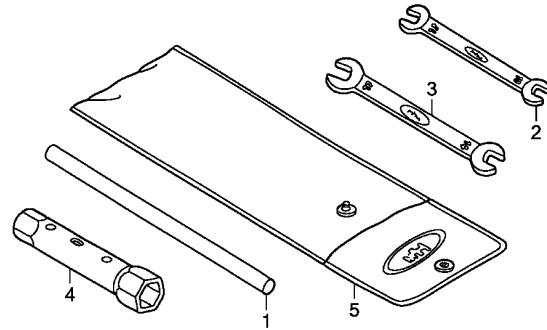


Z6N0E2800A

Ref. L.O.N. (Relative ref. Number) F.R.T.
 No. Description

NO INFORMATION

Ref. No.	Part No.	Description	Reqd. QTY			Serial No.	Parts catalogue code
			GX 630	GX 660	GX 690		
1	87114-ZH7-000	LABEL, WARNING (NOT CERTIFIED FOR SALE)	1	1	1	-----	BAFH, QAFH, QKF, QKF1, QKF2, QKW1, QKW2, QWD, QWD3, QWF, QZD1, QZK, SAE1, SYA1, TAF5, TAFH, TAX2, TDW1, TKW1, TWD, TXF3, VAY, VEPH, VXAH, VXEH, VXEK, VYE3, VZE1, VZE8, VZE9, VZK1
	87114-ZH7-821	1	-	1	-----	VXC, VXC2
2	87516-ZK6-000	MARK, OPERATOR CAUTION (CHINESE)(MADE IN JAPAN)	1	1	1	-----	BAFH, QAFH, QKF2, TAFH, VAY, VEPH, VXAH, VXEH
	87516-Z6L-800	MARK, OPERATOR CAUTION	1	1	1	-----	QKF, QKF1, QKW1, QKW2, QZK, SYA1, TDW1, TKW1, VXEK, VZK1
	87516-Z2E-000	1	1	1	-----	QWD, QWD3, QWF, SAE1, TAF5, TWD, TXF3
	87516-ZH7-010	MARK, OPERATOR CAUTION (ENGLISH)(MADE IN JAPAN)	1	1	-	-----	TAX2, VZE1, VZE8, VZE9
	87516-ZN1-800	MARK, OPERATOR CAUTION	1	-	1	-----	VXC, VXC2
3	87521-Z6N-000	EMBLEM(GX630)	1	-	-	-----	
	87521-Z8N-000	EMBLEM(GX660)	-	1	-	-----	
	87521-Z6L-000	EMBLEM(GX690)	-	-	1	-----	
4	87531-Z6L-000	MARK, HONDA	1	1	1	-----	



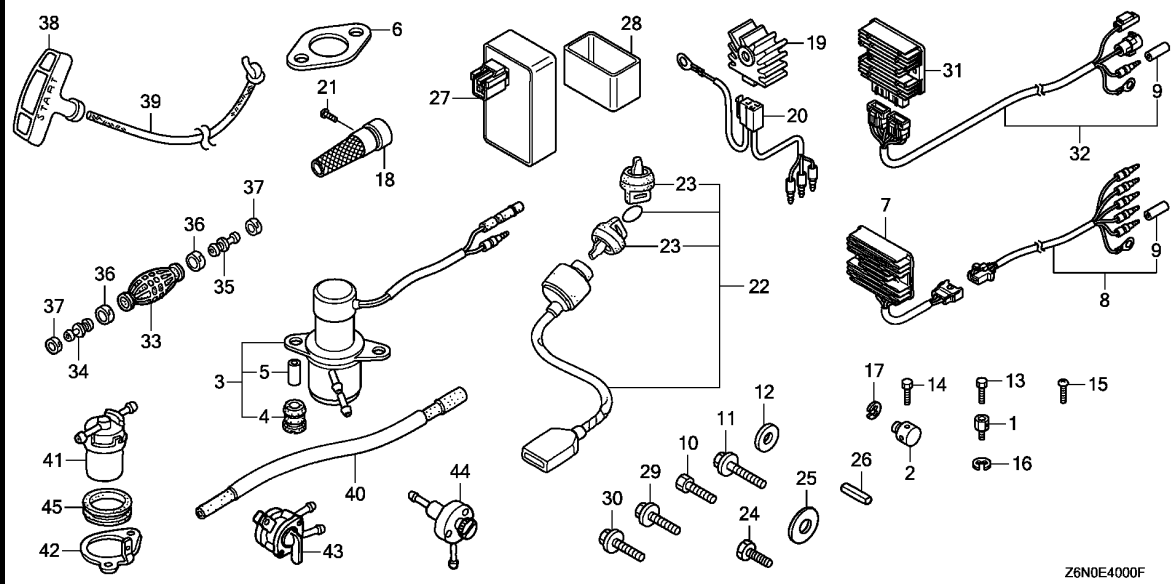
Z6N0E2900

Ref. L.O.N. (Relative ref. Number) F.R.T.
No. Description

NO INFORMATION

Ref. No.	Part No.	Description	Reqd. QTY			Serial No.	Parts catalogue code	
			GX 630	GX 660	GX 690			
1	89219-805-000	HANDLE, BOX WRENCH	1	-	1	-----	VYE3	
2	99001-10120	SPANNER, 10X12	1	-	1	-----	VYE3	
3	99001-14170	SPANNER, 14X17	1	-	1	-----	VYE3	
4	99004-16170	WRENCH, BOX(P16X17)	1	1	1	-----	QKW1,QWD,QWD3,QZD1,SAE1,SYA1,TAF5,TKW1,TWD,TFX3,VEPH,VYE3,VZE9	
			1	-	-	1003211	-----	VZE8
5	99008-02300	BAG, TOOL, 230MM	1	-	1	-----	VYE3	





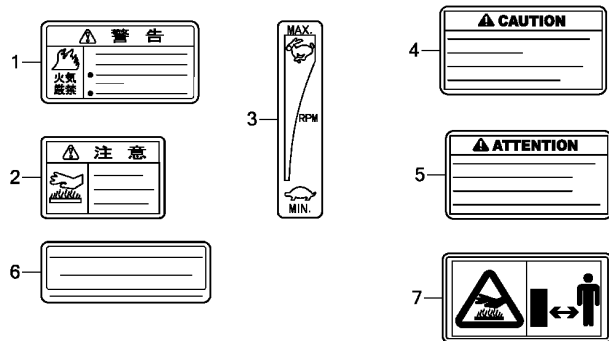
Z6NOE4000F

Ref. No.	L.O.N.	(Relative ref. Number) Description	F.R.T.
----------	--------	------------------------------------	--------

NO INFORMATION

Ref. No.	Part No.	Description	Reqd. QTY			Serial No.	Parts catalogue code
			GX 630	GX 660	GX 690		
1	16594-883-010	HOLDER, WIRE	-	1	-	1000005 TAF5,TXF3	
2	16617-Z6L-000	HOLDER, CABLE	-	1	-	1000005 TAF5,TXF3	
3	16700-758-003	PUMP ASSY., FUEL	-	1	-	TAF5	
			-	1	-	TWD	
4	16711-679-000	RUBBER, FUEL PUMP MOUNTING ..	-	2	-	1000964 TAF5	
			-	2	-	TAF5	
			-	2	-	TWD	
5	16712-657-300	COLLAR, FUEL PUMP DISTANCE ..	-	2	-	1000964 TAF5	
			-	2	-	TAF5	
			-	2	-	TWD	
			-	2	-	1000964 TAF5	
6	18333-ZE3-800	GASKET, EX. PIPE	2	2	2	BAFH,QAFH,QKF,QKW1,QKW2,QWD,QWF,QZK,SAE1,TAF5,TAFH,TDW1,TKW1,TXF3	
	18333-ZE3-801	2	2	2	VAY,VEPH,VXAH,VXEH,VYE3,VZE1,VZE8	
	18333-ZB4-801	2	-	-	QKF1,QKF2,QWD3,QZD1,SYA1,TAX2,TWD,VXC,VXC2,VXEK,VZE9,VZK1	
			2	-	-	VZE9	
			2	-	-	1003211 VZE8	
7	31750-Z2E-803	RECTIFIER ASSY., REGULATOR (20A)	1	-	-	QAFH,QKF,QKF1,QKF2,QKW2,QWD,QWD3,QWF	
			-	1	1	BAFH,TAF5,TAFH,TAX2,TDW1,TWD,VAY	
8	32105-Z6L-000	HARNESS ASSY., SUB WIRE	1	-	-	QAFH,QKF,QKF1,QKF2,QKW2,QWF	
			1	-	-	1000098 QWD	
			-	1	1	BAFH,TAF5,TAFH,TAX2,TDW1,TWD,VAY	
9	32824-ZV5-003	PLUG, OUTER CONNECTOR	1	-	-	QAFH,QKF,QKF1,QKF2,QKW2,QWF,QZD1	
			1	-	-	1000098 QWD	
			-	1	1	BAFH,TAF5,TAFH,TAX2,TDW1,TWD,VAY	
10	90003-ZE3-600	BOLT, HEX., 3/8-24UNF (25MM) ..	1	-	-	QWD3,QWF	
	90003-ZE2-000	BOLT, HEX. (7/16-20UNF)	-	-	1	TWD	

Ref. No.	Part No.	Description	Reqd. QTY			Serial No.	Parts catalogue code
			GX 630	GX 660	GX 690		
11	90102-VA4-000	BOLT, ENGINE SETTING	3	-	-	-----	QWF
12	90471-ZE3-000	WASHER, 10.5X40X4	1	-	-	-----	QWD3,QWF
13	92301-04006-0H	BOLT, RECESSED, 4X6	-	1	-	-----	1000005 TAF5,TXF3
14	92301-04006-0H	BOLT, RECESSED, 4X6	-	1	-	-----	1000005 TAF5,TXF3
15	93500-04008-0A	SCREW, PAN, 4X8	-	1	-	-----	TAF5 TWD
16	94540-05018	E-RING, 5MM	-	1	-	-----	1000005 TAF5,TXF3
17	94540-05018	E-RING, 5MM	-	1	-	-----	1000005 TAF5,TXF3
18	18355-ZJ1-000	ARRESTER, SPARK	1	-	-	-----	1006302 VYE3
	18355-ZJ1-010	1	-	1	1006303	VYE3
	18355-ZJ1-000	-	1	-	-----	1002191 VYE3
	18355-ZJ1-010	-	1	1	1002192	VYE3
19	31750-735-013	RECTIFIER COMP., REGULATOR(5A)	1	-	-	-----	VXC,VXC2,VXEK,VYE3,VZE9
			-	-	1	-----	VXC,VXC2,VYE3
20	32183-Z6L-000	HARNESS ASSY., REGULATOR RECTIFIER	1	-	-	-----	VXC,VXC2,VXEK,VYE3,VZE9
			-	-	1	-----	VXC,VXC2,VYE3
21	93901-250J0	SCREW, TAPPING, 5X8	1	-	-	-----	1006302 VYE3
	90007-Z6L-000	1	-	1	1006303	VYE3
	93901-250J0	-	-	1	-----	1002191 VYE3
	90007-Z6L-000	-	-	1	1002192	VYE3
22	35100-768-S01	SWITCH ASSY., COMBINATION ...	1	-	-	-----	1000099 QWD
	35100-766-013	-	-	1	-----	TWD
23	35110-736-612	KEY ASSY., COMBINATION SWITCH (BLACK)	2	-	-	-----	1000099 QWD
			-	-	2	-----	TWD
24	90003-ZE3-600	BOLT, HEX., 3/8-24UNF(25MM) .	1	-	-	-----	1000099 QWD
25	90534-706-010	WASHER, LOCK, 8.5X35X4.5	1	-	-	-----	1000099 QWD
26	90745-ZE2-600	KEY, 6.3X6.3X43	1	-	1	-----	QWD3,TWD
			1	-	1	1000099	QWD
	90745-ZJ1-V10	-	1	1	-----	TAX2
27	34341-Z6L-003	CONTROL UNIT, VALVE	1	-	1	-----	VXC,VXC2
28	34343-Z6L-003	CUSHION, VALVE CONTROL UNIT .	1	-	1	-----	VXC,VXC2
29	90115-751-000	BOLT, FLANGE, 5/16"X22	3	-	-	-----	SYA1
30	90102-VA5-000	BOLT, ENGINE SETTING	1	-	-	-----	SYA1
31	31750-Z6L-004	RECTIFIER ASSY., REGULATOR (30A)	1	-	-	-----	QZD1
32	32105-Z6L-800	HARNESS ASSY., SUB WIRE	1	-	-	-----	QZD1
33	17661-921-010	BULB, PRIMER	-	1	1	-----	TAX2
34	17665-ZV5-000	VALVE COMP., IN.	-	1	1	-----	TAX2
35	17680-ZV4-000	VALVE COMP., OUTLET	-	1	1	-----	TAX2
36	17703-921-010	BAND, TUBE CLIP, 20MM	-	2	2	-----	TAX2
37	17704-ZV4-010	BAND, TUBE CLIP, 12.5MM	-	2	2	-----	TAX2
38	28461-ZH8-013	KNOB, RECOIL STARTER	-	1	1	-----	TAX2
39	28462-Z6L-003	ROPE, RECOIL STARTER	-	1	1	-----	TAX2
40	16850-797-A00	TUBE COMP. A, FUEL	-	-	1	-----	TWD
41	16900-SA5-004	STRAINER COMP., FUEL (TOYO ROKI)	-	-	1	-----	TWD
42	16914-ZW1-000	STAY, FUEL STRAINER	-	-	1	-----	TWD
43	16950-797-A01	COCK ASSY., FUEL	-	-	1	-----	TWD
44	16980-797-A01	SCREW COMP., FUEL DRAIN	-	-	1	-----	TWD
45	40146-ZV5-000	GROMMET, FUEL STRAINER	-	-	1	-----	TWD

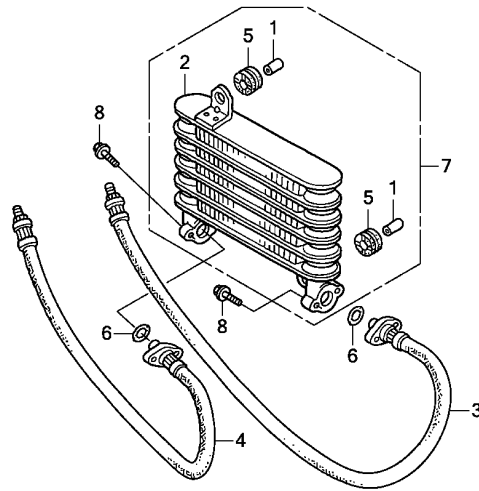


Z6N0E4001D

Ref. L.O.N. (Relative ref. Number) F.R.T.
No. Description

NO INFORMATION

Ref. No.	Part No.	Description	Reqd. QTY			Serial No.	Parts catalogue code
			GX 630	GX 660	GX 690		
1	87106-737-J00	MARK, FUEL WARNING	1	-	-	-----	QWF
2	87539-737-J00	MARK, HEAT CAUTION	1	1	1	-----	QWF,SAE1,TAF5,TWD,TXF3
			(1)	-	-	-----	SYA1
			1	-	-	1000098	QWD
3	87532-ZH7-800	MARK, THROTTLE INDICATION ...	-	-	1	-----	TDW1
4	87539-Z0J-000	MARK, EX. CAUTION(ENGLISH) ..	(1)	-	(1)	-----	VXC,VXC2,VXEK
5	87516-ZN1-810	MARK, OPERATOR CAUTION	1	-	1	-----	VXC,VXC2
	87539-Z0J-810	MARK, EX. CAUTION(FRENCH) ...	(1)	-	(1)	-----	VXC,VXC2,VXEK
6	87522-ZH9-821	LABEL, CAUTION(THAI)	1	-	-	-----	QZD1
7	87539-Z0J-800	MARK, EX. CAUTION(PICTOGRAPH)	(1)	-	(1)	-----	VXEK



Z6N0E4002A

Ref. No.	L.O.N.	(Relative ref. Number) Description	F.R.T.
2		(7)	
1131A1		COOLER, ENGINE OIL	0.3
3		(6)	
1131A6		HOSE A, OIL COOLER	0.2
4		(6)	
1131A7		HOSE B, OIL COOLER	0.2

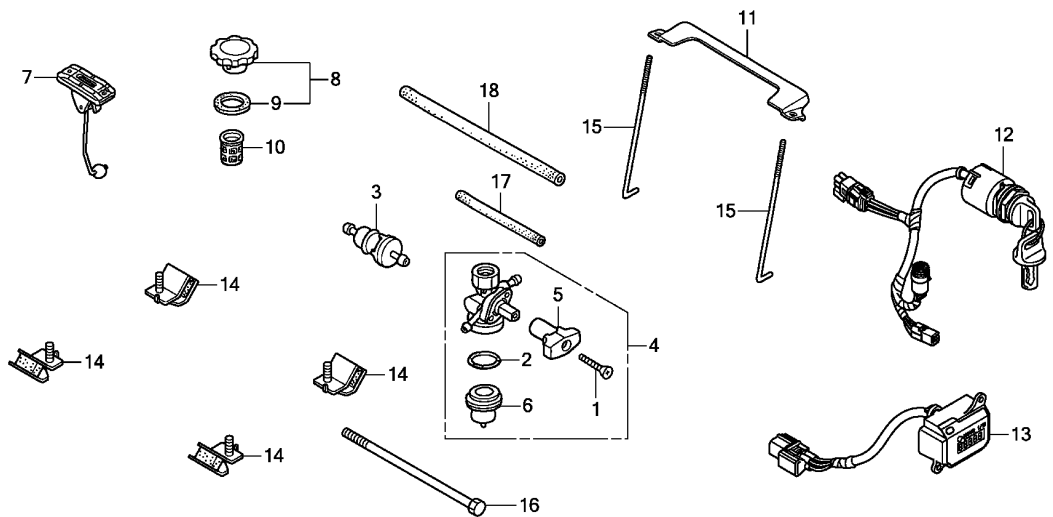
Ref. No.	Part No.	Description	Reqd. QTY			Serial No.	Parts catalogue code
			GX 630	GX 660	GX 690		
1	11513-MN5-300	COLLAR, 12MM	2	-	-	-----	QKF1,QKF2,SYA1
2	15610-ZN1-000	COOLER COMP., OIL	1	-	-	-----	QKF1,QKF2,SYA1
3	15614-ZJ1-R51	HOSE A, OIL	1	-	-	-----	QKF1,QKF2,SYA1
4	15616-ZJ1-R51	HOSE B, OIL	1	-	-	-----	QKF1,QKF2,SYA1
5	19051-KA3-830	RUBBER, RADIATOR MOUNTING ...	2	-	-	-----	QKF1,QKF2,SYA1
6	91314-ME5-003	O-RING, 10X2.6(ARAI)	2	-	-	-----	QKF1,QKF2,SYA1
7	15605-ZN1-000	COOLER ASSY., OIL	1	-	-	-----	QKF1,QKF2
8	95701-06022-00	BOLT, FLANGE, 6X22	4	-	-	-----	QKF1,QKF2



E-40-3

OTHER PARTS

G15

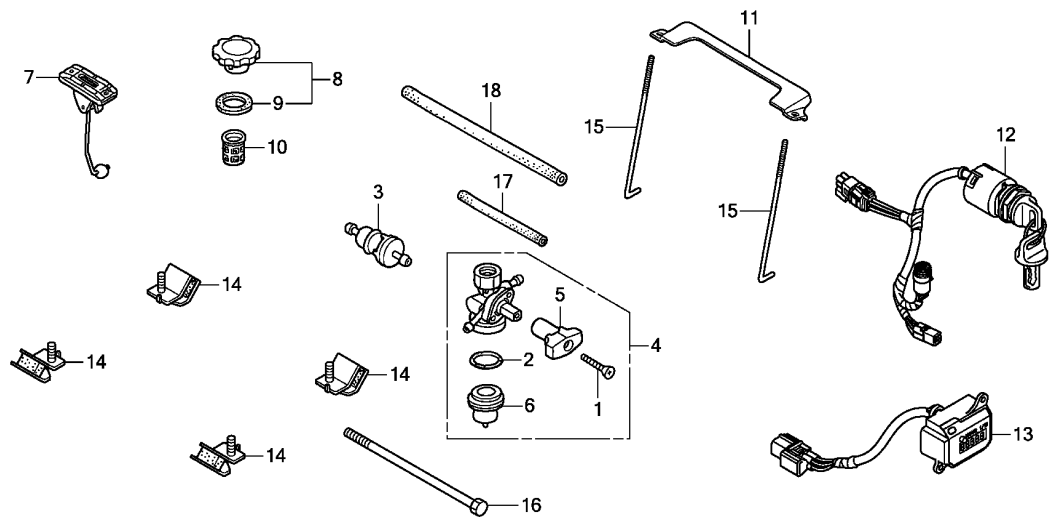


Z6N0E4003

Ref. L.O.N. (Relative ref. Number) F.R.T.
No. Description

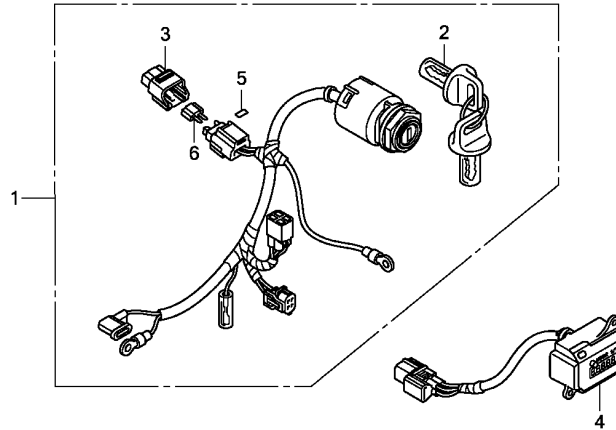
NO INFORMATION

Ref. No.	Part No.	Description	Reqd. QTY			Serial No.	Parts catalogue code
			GX 630	GX 660	GX 690		
1	16080-191-005	SCREW, OVAL, 4X32	1	-	-	----- VZE9	
2	16173-001-004	PACKING, FUEL STRAINER CUP ..	1	-	-	----- VZE8	
			1	-	-	----- VZE9	
			1	-	-	----- VZE8	
3	16910-ZE8-015	STRAINER COMP., FUEL	1	-	-	----- VZE9	
			1	-	-	----- VZE8	
4	16950-ZA0-023	COCK ASSY., FUEL	1	-	-	----- VZE9	
			1	-	-	----- VZE8	
5	16963-191-005	LEVER, FUEL COCK	1	-	-	----- VZE9	
			1	-	-	----- VZE8	
6	16967-MA2-771	CUP, FUEL STRAINER	1	-	-	----- VZE9	
			1	-	-	----- VZE8	
7	17505-ZC8-003	METER ASSY., FUEL	1	-	-	----- VZE9	
			1	-	-	----- VZE8	
8	17620-899-013	CAP COMP., FUEL FILLER	1	-	-	----- VZE9	
			1	-	-	----- VZE8	
9	17631-899-000	PACKING, FUEL FILLER CAP	1	-	-	----- VZE9	
			1	-	-	----- VZE8	
10	17672-899-000	FILTER, FUEL	1	-	-	----- VZE9	
			1	-	-	----- VZE8	
11	31512-ZA0-000	PLATE, BATTERY SETTING	1	-	-	----- VZE9	
			1	-	-	----- VZE8	
12	35100-Z6L-801	SWITCH ASSY., COMBINATION ...	1	-	-	----- QWD3, VZE9	
			1	-	-	----- VZE8	
13	39700-Z6L-003	METER ASSY., HOUR	1	-	-	----- VZE9	
14	68325-Z6N-800	RUBBER, BOTTOM	4	-	-	----- VZE9	
	68325-Z26-000	4	-	-	----- VZE8	



Z6N0E4003

Ref. No.	Part No.	Description	Reqd. QTY			Serial No.	Parts catalogue code
			GX 630	GX 660	GX 690		
15	90001-728-760	BOLT, BATTERY SETTING	2	-	-	-----	VZE9
			2	-	-	1003211	-----
16	90101-Z26-000	BOLT, HEX., 10X278	1	-	-	-----	VZE9
			1	-	-	1003211	-----
17	95001-45150-50	HOSE, FUEL, 4.5X150 (95001-45001-50M)	1	-	-	-----	VZE9
			1	-	-	1003211	-----
18	95001-55250-50	HOSE, FUEL, 5.5X250 (95001-55001-50M)	1	-	-	-----	VZE9
			1	-	-	1003211	-----



Z6N0E4004

Ref. L.O.N. (Relative ref. Number) F.R.T.
No. Description

NO INFORMATION

Ref. No.	Part No.	Description	Reqd. QTY			Serial No.	Parts catalogue code	
			GX 630	GX 660	GX 690			
1	35100-Z6L-003	SWITCH ASSY., COMBINATION ...	1	-	-	----- VXEK		
			-	-	1	1000965	----- TAF5,VXEK	
2	35110-ZV5-V50	KEY ASSY., COMBINATION SWITCH (W05)	2	-	-	----- VXEK		
			-	-	2	1000965	----- TAF5,VXEK	
3	38216-Z2E-003	COVER ASSY., FUSE	1	-	-	----- VXEK		
			-	-	1	1000965	----- TAF5,VXEK	
4	39700-Z6L-003	METER ASSY., HOUR	-	-	1	1000965	----- TAF5,VXEK	
5	87117-Z2E-800	LABEL, FUSE(30A)	1	-	-	----- VXEK		
			-	-	1	1000965	----- TAF5,VXEK	
6	98200-43000	FUSE, MINI(30A)	1	-	-	----- VXEK		
			-	-	1	1000965	----- TAF5,VXEK	

PART NO. INDEX

Part Number	Address	Page	Ref.	Part Number	Address	Page	Ref.	Part Number	Address	Page	Ref.	Part Number	Address	Page	Ref.				
04000				13101-Z6L-010	D10	31	2	16000				16215-MV4-000	E4	41	17				
04101-Z6L-800	F15	68	9	13111-Z6L-000	D10	31	3	16010-Z6L-003	E2	39	2	E11	48	2	16611-Z6L-010	F14	67	6	
04101-Z6L-810	G1	70	14	13210-Z6L-000	D10	31	4	16010-Z6L-891	E7	44	38	E4	41	18	F13	66	6	6	
04101-Z6L-820	G2	71	12	13211-Z6L-003	D10	31	5	16010-Z6L-911	E2	39	2	E8	45	7	F14	67	6	6	
04101-Z6L-830	G4	73	13	13310-Z6L-000	D9	30	1	16013-Z6L-003	E2	39	3	F13	66	1	F15	68	6	6	
04102-Z6L-000	F11	64	36	13310-Z6L-600	D9	30	2	16015-Z6L-003	E2	39	4	F15	68	1	G2	71	7	7	
04102-Z6M-000	F12	65	39	13310-Z6L-610	D9	30	9	16015-Z6L-891	E2	39	4	F16	69	1	G3	72	6	7	
				13310-Z6L-620	D9	30	3	16015-Z6L-901	E8	45	1	G2	71	1	16617-Z6L-000	F16	69	8	
				13310-Z6L-640	D9	30	4	16015-Z6L-911	E7	44	37	G3	72	1	G3	72	7	7	
06000				13310-Z6L-650	D9	30	5	16016-Z6L-003	E2	39	5	E8	45	8	G11	80	2	2	
				13310-Z6L-840	D9	30	2	16016-Z6L-801	E7	44	40	16347-ZN1-820	E8	45	8	G11	80	3	3
06172-Z6L-000	E1	38	14					16024-124-760	E2	39	6	16500-Z6L-000	F13	66	2	16700-758-003	G11	80	3
06172-Z6L-800	E1	38	15	14000				16080-191-005	G15	84	1	16500-Z6L-010	F13	66	2	16700-Z6L-003	F2	55	1
06183-Z6L-010	E12	49	1	14100-Z6L-840	D11	32	2	16081-Z6L-003	E6	43	29	16024-124-760	F13	66	2	16711-679-000	G11	80	4
06183-Z6L-801	E14	51	1	14100-Z6L-840	D11	32	2	16100-Z6L-003	E3	40	7	16080-191-005	F15	68	2	16711-Z6L-000	F2	55	2
06183-Z6L-811	F1	54	13	14410-Z6L-000	D11	32	3	16100-Z6L-013	E3	40	7	16081-Z6L-003	F15	68	2	16712-657-300	G11	80	5
06184-Z6L-810	F1	54	14	14431-Z6L-000	D11	32	4	16100-Z6L-851	E3	40	7	16100-Z6L-003	F16	69	2	16712-657-300	D16	37	1
06185-Z6L-010	E12	49	2	14461-Z6L-000	D11	32	5	16100-Z6L-852	E3	40	7	16100-Z6L-013	G2	71	2	16715-Z6L-000	D2	23	9
	E14	51	2	14568-Z6L-000	D11	32	6	16100-Z6L-891	E3	40	7	16100-Z6L-852	G3	72	2	16722-Z6L-000	D2	23	9
				14711-Z6L-000	D11	32	7	16100-Z6L-901	E8	45	2	16100-Z6L-891	D8	29	13	16722-Z6L-010	D2	23	9
11000				14711-Z6L-900	D11	32	7	16100-Z6L-911	E3	40	7	16100-Z6L-901	D8	29	13	16850-797-A00	G12	81	40
11100-Z6L-000	D4	25	1	14721-Z6L-000	D11	32	8	16100-Z8N-003	E3	40	7	16100-Z8N-003	D8	29	15	16850-Z6L-000	F2	55	3
11100-Z6L-010	D4	25	1	14721-Z6L-900	D11	32	8	16100-Z8N-013	E3	40	7	16100-Z8N-013	D8	29	15	16850-Z6L-010	F2	55	3
	D5	26	1	14730-Z6L-000	D11	32	9	16100-Z8N-852	E3	40	7	16100-Z8N-852	D8	29	16	16860-Z6L-000	F2	55	4
11100-Z6L-620	D4	25	1	14735-Z6L-000	D11	32	10	16100-Z8N-891	E3	40	7	16100-Z8N-891	D8	29	17	16860-Z6L-800	F2	55	5
11100-Z6L-800	D4	25	1	14751-Z6L-000	D11	32	11	16100-Z9E-003	E2	39	7	16100-Z8N-891	D8	29	17	16870-Z6L-000	F2	55	6
11100-Z6L-801	D4	25	1	14763-Z6L-000	D11	32	12	16100-Z9E-013	E2	39	7	16100-Z9E-003	D8	29	16	16882-Z6L-000	F3	56	7
11100-Z6L-810	D4	25	1	14764-Z6L-000	D11	32	13	16100-Z9E-023	E2	39	7	16100-Z9E-013	D8	29	17	16900-SA5-004	G12	81	41
11100-Z6L-811	D4	25	1	14771-ZE1-000	D11	32	14	16100-Z9E-901	E8	45	2	16100-Z9E-023	F10	63	3	16910-Z6L-003	F3	56	8
11100-Z6L-820	D4	25	1					16100-Z9E-931	E2	39	7	16100-Z9E-901	D5	26	7	16910-ZE8-015	G15	84	3
11100-Z6L-821	D4	25	1	15000				16100-Z9E-932	E2	39	7	16100-Z9E-931	F10	63	4	16914-ZW1-000	G12	81	42
11100-Z6L-830	D4	25	1	15133-Z6L-000	D7	28	2	16113-Z6L-003	E6	43	30	16100-Z9E-932	F11	64	26	16920-Z6L-900	E8	45	9
11100-Z6L-840	D4	25	1	15140-Z6L-010	D7	28	3	16124-ZE0-005	E3	40	8	16113-Z6L-003	F11	64	26	16950-797-A01	G12	81	43
11300-Z6L-000	D7	28	1	15220-Z6L-000	D7	28	4	16126-Z6L-003	E3	40	9	16124-ZE0-005	F10	63	5	16950-ZA0-023	G15	84	4
11300-Z6L-010	D7	28	1	15232-Z6L-000	D7	28	5		E8	45	3	16126-Z6L-003	F11	64	37	16963-191-005	G15	84	5
11513-MN5-300	G14	83	1	15400-RTA-004	D7	28	6		E3	40	7	16153-Z6L-000	F10	63	7	16967-MA2-771	G15	84	6
11911-Z6L-000	D1	22	1	15410-Z6L-000	D7	28	7		E8	45	4	16153-Z6L-000	F10	63	8	16980-797-A01	G12	81	44
				15410-Z6L-800	D7	28	8	16134-Z6L-801	E7	44	39	16153-Z6L-010	F10	63	8				
				15410-Z6L-820	D7	28	8	16148-141-881	E3	40	10	161562-Z6L-000	F10	63	8	17000			
				15410-Z6L-840	D7	28	7	16155-Z6L-003	E3	40	11	161562-Z6L-000	F10	63	8	17101-Z6L-000	D2	23	10
12110-Z6L-000	D1	22	2	15423-Z6L-000	D7	28	9	16163-Z6L-901	E8	45	5	161562-Z6L-010	F10	63	8	17101-Z6L-010	D2	23	10
12110-Z6L-010	D1	22	2	15424-Z6L-000	D5	26	4	16166-Z6L-003	E4	41	12	161562-Z6L-010	F13	66	3	17101-Z6M-000	D3	24	19
12110-Z6L-900	D1	22	2					16166-Z8N-003	E4	41	12	161562-Z6L-010	F15	68	3	17151-Z6L-000	D2	23	11
12120-Z6L-000	D1	22	3	15571-ZM7-003	D5	26	5	16166-Z9E-003	E3	40	12	161562-Z6L-010	F16	69	3	17151-Z6L-010	D2	23	11
12120-Z6L-010	D1	22	3	15572-Z6L-000	D5	26	6	16166-Z9E-931	E4	41	12	161562-Z6L-010	G2	71	3	17210-Z6L-010	E9	46	1
12120-Z6L-900	D1	22	3	15600-Z6L-000	D1	22	7	16166-Z9E-932	E3	40	12	161562-Z6L-010	G3	72	3	17210-Z6L-010	E9	46	1
12208-Z6L-003	D11	32	1	15605-ZN1-000	G14	83	7		E4	41	12	16584-883-300	F13	66	4	17210-Z6L-900	E11	48	3
12311-Z6L-000	D1	22	4	15610-ZN1-000	G14	83	2	16173-001-004	G15	84	2	16584-883-300	F15	68	4	17214-Z6L-900	E11	48	4
12311-Z6L-800	D1	22	5	15614-ZJ1-R51	G14	83	3	16176-Z2G-D51	E4	41	13	16584-883-300	F16	69	4	17218-Z6L-000	E10	47	14
12312-Z6L-000	D1	22	6	15616-ZJ1-R51	G14	83	4	16191-Z6L-800	E6	43	32	16584-883-300	G2	71	4	17218-Z6M-000	E11	48	5
12356-Z6L-000	D5	26	2	15625-Z6L-000	D1	22	8	16192-Z6L-800	E6	43	33	16584-883-300	G3	72	4	17219-ZJ1-840	E11	48	6
12367-Z6L-000	D5	26	3	15655-Z6L-000	D8	29	11	16192-Z6L-810	E6	43	33	16584-883-300	G3	72	4	17220-Z6L-000	E9	46	2
				15665-Z6L-000	D8	29	12	16198-Z6L-000	E4	41	14	16584-883-300	G3	72	5	17220-Z6L-900	E11	48	7
13000				15721-Z6L-000	E2	39	1	16198-ZJ1-840	E4	41	14	16584-883-300	G3	72	5	17223-Z6L-000	E9	46	3
13010-Z6L-003	D10	31	1	15721-Z6M-000	E11	48	1	16200-Z6L-003	E4	41	15	16584-883-300	G3	72	5	17228-Z6L-000	E4	41	19
13101-Z6L-000	D10	31	2					16211-Z6L-000	E4	41	16	16584-883-300	G3	72	5	17229-Z6L-000	E4	41	20
									E8	45	6	16592-Z6L-800	F16	69	6	17230-Z6L-000	E9	46	4
												16592-ZJ1-000	G2	71	6	17230-Z6M-000	E11	48	8
													G11	80	1	17232-Z2E-000	E9	46	5
													G13	66	6	17235-Z6L-300	E9	46	6

PART NO. INDEX

Part Number	Address	Page	Ref.	Part Number	Address	Page	Ref.	Part Number	Address	Page	Ref.	Part Number	Address	Page	Ref.	Part Number	Address	Page	Ref.
17235-Z6L-300	E11	48	9		E9	46	9	31750-Z6L-004	G12	81	31	39000				89000			
17236-Z6L-300	E9	46	7		E11	48	13												
	E11	48	10		F5	58	3	32000				39700-Z6L-003	G6	75	11	89219-805-000	G10	79	1
17240-ZA0-951	E11	48	11	19621-Z6L-000	D16	37	4						G15	84	13				
17369-KB4-670	E4	41	21	19621-Z6L-800	E1	38	18	32105-Z6L-000	G11	80	8		H1	86	4	90000			
	E11	48	12	19631-Z6L-000	D16	37	5	32105-Z6L-800	G12	81	32								
17410-Z6L-000	E4	41	22	19641-Z6L-000	D16	37	6	32110-Z6L-000	F6	59	6	40000				90001-728-760	G16	85	15
17417-Z6L-000	E9	46	8	19642-Z6L-000	D16	37	7	32110-Z6L-800	F6	59	6					90001-Z6L-000	D10	31	6
17505-ZC8-003	G15	84	7	19642-Z6L-800	D16	37	7	32110-Z6L-810	F6	59	7	40146-ZV5-000	G12	81	45	90002-ZG5-004	D5	26	10
17526-MCA-000	F3	56	9	19642-Z6L-810	D16	37	7	32110-Z6L-840	F6	59	7					90002-ZG5-004	D8	29	34
17620-899-013	G15	84	8						F7	60	7	55000				90003-Z6L-000	E4	41	23
17631-899-000	G15	84	9	23000				32110-Z6L-850	F6	59	7					90003-ZE2-000	G11	80	10
17661-921-010	G12	81	33					32110-Z6L-900	F8	61	19	55109-GAA-000	F3	56	10	90003-ZE3-600	G11	80	10
17665-ZV5-000	G12	81	34	23311-Z6L-800	F5	58	4	32110-Z6L-910	F8	61	19								
17672-899-000	G15	84	10					32110-Z6N-000	F6	59	6	68000				90005-Z6L-000	D16	37	9
17680-ZV4-000	G12	81	35	28000				32110-Z6N-800	F8	61	24					90006-Z6L-000	D3	24	16
17703-921-010	G12	81	36					32114-Z6L-000	F7	60	8	68325-Z26-000	G15	84	14	90007-Z6L-000	E12	49	6
17704-ZV4-010	G12	81	37	28450-Z6L-840	F5	58	12	32114-Z6L-900	F8	61	20	68325-Z6N-800	G15	84	14		E14	51	6
17850-Z6L-003	G6	75	1	28452-Z6L-810	F5	58	5	32115-Z6L-000	F7	60	9						G12	81	21
17910-Z6L-000	G6	75	2	28454-Z6L-810	F5	58	6	32183-Z6L-000	F7	60	10	80000				90011-Z0H-811	G7	76	15
17950-Z6L-000	G6	75	3	28461-ZH8-013	G12	81	38		G12	81	20					90012-Z6L-000	D11	32	15
17951-ZV1-000	G6	75	4	28462-Z6L-003	G12	81	39	32346-Z6L-000	G6	75	7	80152-958-680	F3	56	11	90015-ZE3-790	F11	64	14
17957-Z6L-003	F12	65	38					32346-Z6L-800	G6	75	7					90043-Z6L-000	D3	24	20
				30000				32347-Z6L-000	G6	75	8	84000				90055-ZE1-000	F1	54	16
18000								32824-ZV5-003	G11	80	9					90101-SP1-003	G7	76	16
				30201-PH9-004	F9	62	1					84601-HA7-670	D16	37	8	90101-Z26-000	G16	85	16
18310-Z6L-003	E12	49	3	30202-PZ1-003	F9	62	2	34000								90102-VA4-000	G12	81	11
18310-Z6L-801	E14	51	3	30500-Z6L-003	F6	59	1					87000				90102-VA5-000	G12	81	30
18310-Z6L-810	E16	53	1	30500-Z6L-013	F6	59	1	34341-Z6L-003	G12	81	27					90111-KT0-670	F5	58	11
18321-Z6L-801	E16	53	2	30551-Z6L-000	F6	59	2	34343-Z6L-003	G12	81	28	87106-737-J00	G13	82	1	90115-751-000	G12	81	29
18321-Z6L-802	E16	53	2									87114-ZH7-000	G9	78	1	90131-S0X-A00	F5	58	8
18321-ZJ1-010	E12	49	4	31000								87114-ZH7-821	G9	78	1	90201-Z6L-000	F5	58	9
	E14	51	4									87117-Z2E-800	G6	75	12	90202-ZJ1-840	G5	74	4
18325-Z6L-800	E16	53	3	31110-Z6L-003	F5	58	7	35100-766-013	G12	81	22		H1	86	5	90206-Z6L-000	D11	32	16
18325-Z6L-801	E16	53	3	31110-Z6L-801	F5	58	7	35100-768-S01	G12	81	22	87501-Z6L-000	G7	76	13	90325-044-000	E10	47	10
18330-Z6L-800	E16	53	4	31200-Z6L-003	F9	62	3	35100-Z6L-003	G6	75	9	87501-Z6L-800	G7	76	13	90380-GM9-740	D16	37	10
18330-Z6L-801	E16	53	4	31203-PH9-004	F9	62	4		H1	86	1	87502-Z6L-000	G7	76	14	90380-MB2-000	G7	76	17
18333-ZB4-801	G11	80	6	31204-ZJ1-H02	F9	62	5	35100-Z6L-801	G15	84	12	87502-Z6L-800	G7	76	14	90401-Z6L-620	D9	30	6
18333-ZE3-800	G11	80	6	31207-ZE9-H01	F9	62	6	35100-Z6N-003	G6	75	9	87516-Z2E-000	G9	78	2	90402-Z6L-000	D9	30	6
18333-ZE3-801	G11	80	6	31208-Z6L-003	F9	62	7	35110-736-612	G12	81	23	87516-Z6L-800	G9	78	2	90403-Z6L-000	D8	29	18
18338-Z6L-800	E16	53	5	31211-PH9-004	F9	62	8	35110-ZV5-V50	G8	77	26	87516-ZH7-010	G9	78	2	90404-Z6L-000	D5	26	11
18355-ZJ1-000	G12	81	18	31212-PH9-004	F9	62	9		H1	86	2	87516-ZK6-000	G9	78	2	90471-ZE3-000	G12	81	12
18355-ZJ1-010	E12	49	5	31214-PH9-004	F9	62	10	35480-Z6L-003	D5	26	8	87516-ZN1-800	G9	78	2	90534-706-010	G12	81	25
	E14	51	5	31217-Z0A-003	F9	62	11					87516-ZN1-810	G13	82	5	90551-ZE1-000	D10	31	7
	G12	81	18	31218-P64-N01	F9	62	12					87521-Z6L-000	G9	78	3	90601-Z6L-000	G7	76	18
18371-Z6L-000	E16	53	6	31219-Z6L-003	F9	62	13	36000				87521-Z6N-000	G9	78	3	90602-ZE1-000	D8	29	19
				31220-PH9-004	F9	62	14	36335-Z6L-000	G5	74	1	87521-Z8N-000	G9	78	3		D12	33	17
19000				31223-PA0-006	F9	62	15	36337-Z6L-000	G5	74	2	87522-ZH9-821	G13	82	6	90649-SB0-671	E8	45	12
				31231-PH9-004	F9	62	16	36350-Z6L-003	G5	74	3	87531-Z6L-000	G9	78	4	90650-KV6-003	F7	60	11
19051-KA3-830	E6	43	34	31233-PH9-004	F9	62	17					87532-ZH7-800	G13	82	3		G7	76	19
	G14	83	5	31234-Z6L-000	F9	62	18	37000				87538-Z6L-000	E1	38	16	90659-680-013	E6	43	35
19505-KS6-700	E8	45	11	31512-ZA0-000	G15	84	11					87538-Z6L-800	E1	38	17	90672-SB2-003	F7	60	12
19511-Z6L-000	F5	58	1	31612-Z6L-000	G6	75	5	37240-ZG5-004	D5	26	9	87539-737-J00	G13	82	2	90681-763-A01	G7	76	20
19513-Z6L-000	F5	58	2	31614-Z6L-000	G6	75	6		D8	29	33	87539-Z0J-000	G13	82	4	90705-Z6L-000	D10	31	8
19610-Z6L-000ZA	D16	37	2	31630-Z6L-003	F6	59	3					87539-Z0J-800	G13	82	7	90707-Z6L-000	D8	29	20
19610-Z6L-000ZB	D16	37	2	31630-Z6L-801	F6	59	4	38000				87539-Z0J-810	G13	82	5		D12	33	18
19610-Z6M-000ZA	D16	37	2	31750-735-013	F6	59	5									90708-Z6L-000	D8	29	21
19610-Z6M-000ZB	D16	37	2					38216-Z2E-003	G6	75	10					90709-Z6L-000	D5	26	12
19619-Z0A-300	D16	37	3	31750-Z2E-803	G11	80	7		H1	86	3					90741-ZE2-000	D9	30	7

PART NO. INDEX

13

Part Number	Address	Page	Ref.	Part Number	Address	Page	Ref.	Part Number	Address	Page	Ref.	Part Number	Address	Page	Ref.
90745-ZE2-600	D9	30	8					95701-06020-00	D8	29	28				
	G12	81	26	93500-05045-0A	F14	67	9		E1	38	13	99101-ZH8-1020	E4	41	26
90745-ZJ1-V10	G12	81	26		F15	68	8	95701-06022-00	D12	33	19		E5	42	26
90802-Z6L-000	E10	47	11		G1	70	12		G14	83	8		E6	43	27
	E11	48	14		G4	73	11	95701-06028-00	D8	29	29	99101-ZH8-1050	E6	43	26
90902-Z6L-000	D8	29	22	93892-05010-18	E6	43	31	95701-06030-00	D3	24	15				
				93893-05008-07	G7	76	23		F7	60	17	99101-ZH8-1100	E5	42	26
91000				93894-06016-00	F3	56	12	95701-06032-00	F8	61	18		E6	43	26
				93901-250J0	G12	81	21	95701-06035-00	D8	29	30				
91002-ZG4-801	F9	62	19	93913-25310	G7	76	24	95701-06050-00	D3	24	16	99101-ZH8-1120	E6	43	26
91201-Z6L-003	D5	26	13	93913-25580	D16	37	11	95701-06090-00	D8	29	31				
91202-Z6L-003	D8	29	23					95701-06110-00	E11	48	17	99101-ZH8-1180	E6	43	26
91203-Z6L-003	D5	26	14	94000				95701-08016-00	D3	24	17				
91301-Z6L-003	D8	29	24					95701-08020-00	E13	50	11	99204-ZE2-0400	E6	43	28
91302-Z6L-003	D8	29	25	94050-06000	E10	47	12		E15	52	11	99204-ZE2-0450	E6	43	28
91308-PH9-000	D8	29	26		E11	48	15		E16	53	10				
91308-Z6L-003	D5	26	15		F11	64	19	95701-08030-00	E16	53	11				
	D8	29	27	94050-08000	D3	24	13	95701-08045-00	D8	29	32				
91309-Z6L-000	D5	26	16		E12	49	9	95701-08050-00	F5	58	11				
91314-ME5-003	G14	83	6		E14	51	9	95701-08060-00	F1	54	12				
91508-GN2-000	G7	76	21	94050-10000	D3	24	14	95701-10040-00	F9	62	21				
91541-S0A-003	F8	61	21	94070-08080	F9	62	20	96000							
91565-SEL-003	G7	76	22	94109-20000	D5	26	20								
91601-Z6L-000	F7	60	13	94251-10000	D6	27	21	96001-06010-00	F11	64	31				
				94540-05018	G1	70	13	98000							
92000					G2	71	11								
					G4	73	12	98079-5547G	D3	24	18				
92301-04006-0H	G1	70	9		G12	81	16	98079-5587G	D3	24	18				
	G2	71	8	95000				98200-43000	G7	76	25				
	G4	73	8						H1	86	6				
	G12	81	13					99000							
92301-05016-0A	F14	67	7	95001-45150-50	G16	85	17	99001-10120	G10	79	2				
	F15	68	7	95001-55250-50	G16	85	18	99001-14170	G10	79	3				
	G1	70	10	95002-02080	E4	41	25	99004-16170	G10	79	4				
	G2	71	9	95002-40850-08	E7	44	36	99008-02300	G10	79	5				
	G4	73	9	95002-41000-08	F4	57	13	99101-Z9E-0900	E5	42	26				
92800-20000	D5	26	17	95002-41200-08	F4	57	14	99101-Z9E-0920	E6	43	27				
92900-08022-0E	D3	24	12	95002-70000	F4	57	15	99101-Z9E-0950	E5	42	26				
92900-08045-0B	E12	49	7	95701-06008-00	E12	49	10	99101-Z9E-0980	E4	41	26				
	E14	51	7		E14	51	10		E5	42	26				
92900-08060-0B	E12	49	8		E16	53	8		E6	43	27				
	E14	51	8		F7	60	14		E6	43	27				
92900-10040-0B	D5	26	18	95701-06010-00	F11	64	21		E5	42	26				
				95701-06012-00	E16	53	9	99101-Z9E-1020	E4	41	26				
93000					F4	57	16		E5	42	26				
					F5	58	10		E6	43	27				
93500-03008-0A	D5	26	19		F7	60	15		E6	43	27				
93500-04008-0A	G12	81	15	95701-06014-00	D6	27	22	99101-Z9E-1050	E6	43	27				
93500-04008-4J	E16	53	7		F4	57	17	99101-Z9E-1100	E4	41	26				
93500-04012-1H	E4	41	24		F7	60	16		E6	43	26				
93500-04014-1H	E8	45	13		F8	61	22								
93500-05030-0A	F14	67	8		F11	64	22	99101-ZH8-0900	E5	42	26				
	G1	70	11		G5	74	5	99101-ZH8-0920	E6	43	27				
	G4	73	10	95701-06016-00	D6	27	23	99101-ZH8-0950	E5	42	26				
93500-05040-0A	F14	67	9		D16	37	12	99101-ZH8-0980	E4	41	26				
	F15	68	8		E11	48	16		E5	42	26				
	G1	70	12	95701-06018-00	E10	47	13		E6	43	27				
	G2	71	10		F8	61	23	99101-ZH8-1000	E6	43	26				

3

PART NAME INDEX

J 2

Part name	Address	Page	Ref.	Part name	Address	Page	Ref.	Part name	Address	Page	Ref.
CONTROL ASSY.	G3	72	2	FLOAT SET	E2	39	3	HOSE, FUEL, 5.5X250.....	G16	85	18
CONTROL KIT	F15	68	9	FLYWHEEL COMP.	F5	58	7	HOUSING COMP., DRIVE SIDE.....	F9	62	7
	G1	70	14	FRAME COMP., COMMUTATOR END ...	F9	62	13				
	G2	71	12	FUSE, MINI	G7	76	25	[I]			
	G4	73	13		H1	86	6	INSULATOR, BRUSH HOLDER.....	F9	62	17
CONTROL UNIT, VALVE	G12	81	27	[G]				INSULATOR, CARBURETOR.....	E4	41	16
COOLER ASSY., OIL	G14	83	7	GASKET SET	E2	39	2		E8	45	6
COOLER COMP., OIL	G14	83	2		E7	44	38	[J]			
COVER ASSY., CRANKCASE	D7	28	1	GASKET, EX. PIPE	G11	80	6	JET SET, PILOT, #40.....	E6	43	28
COVER ASSY., FUSE	G6	75	10	GASKET, FLOAT CHAMBER	E8	45	5	JET SET, PILOT, #45.....	E6	43	28
	H1	86	3	GAUGE COMP., OIL LEVEL	D8	29	11	JET, MAIN, #100.....	E6	43	26
COVER COMP., AIR CLEANER	E9	46	4	GEAR COMP., OIL PUMP	D7	28	3				
	E11	48	8	GOVERNOR ASSY.	D8	29	13	JET, MAIN, #102.....	E4	41	26
COVER COMP., FAN	D16	37	2	GRID, SCREEN	F5	58	5		E5	42	26
COVER, BREATHER	D5	26	2	GROMMET, AIR CLEANER	E9	46	5	JET, MAIN, #105.....	E6	43	27
COVER, CONTROL	G6	75	5	GROMMET, CONTROL BOX	G7	76	18		E6	43	26
COVER, CYLINDER HEAD	D1	22	4	GROMMET, CORD	F7	60	13	JET, MAIN, #110.....	E4	41	26
			5	GROMMET, FUEL STRAINER	G12	81	45		E5	42	26
COVER, FUEL PUMP	D16	37	1	GUARD, DRAIN HOSE	E6	43	32		E6	43	26
COVER, TERMINAL	F9	62	18	[H]				JET, MAIN, #112.....	E6	43	26
CRANKCASE ASSY.	D4	25	1	HANDLE, BOX WRENCH	G10	79	1				
	D5	26	1	HANGER, ENGINE	D1	22	1	JET, MAIN, #118.....	E6	43	26
CRANKSHAFT COMP.	D9	30	1	HARNESS ASSY., ENGINE WIRE	F6	59	6				
			2				7	JET, MAIN, #90.....	E5	42	26
			3				7	JET, MAIN, #92.....	E6	43	27
			4				7	JET, MAIN, #95.....	E5	42	26
			5				7	JET, MAIN, #98.....	E4	41	26
			9				7		E5	42	26
CUP, FUEL STRAINER	G15	84	6				7	JOINT COMP., FUEL.....	E8	45	9
CUSHION, VALVE CONTROL UNIT ..	G12	81	28				7	JOINT, FUEL RETURN.....	F3	56	9
							19	JOINT, ROD.....	F13	66	1
[D]							24		F15	68	1
DEFLECTOR KIT.	F1	54	14	HARNESS ASSY., REGULATOR			10		F16	69	1
DOWEL PIN, 12X20	D5	26	12	RECTIFIER	F7	60	10				
DOWEL PIN, 8X10	D8	29	20		G12	81	20	JOINT COMP., FUEL.....	E8	45	9
	D12	33	18	HARNESS ASSY., SUB WIRE	G11	80	8	JOINT, FUEL RETURN.....	F3	56	9
DOWEL PIN, 8X14	D8	29	21		G12	81	32	JOINT, ROD.....	F13	66	1
DOWEL PIN, 9X10	D10	31	8	HEAD COMP., CYLINDER	D1	22	2				
							3				
[E]				HOLDER, BRUSH	F9	62	16				
ELBOW COMP., AIR CLEANER	E4	41	22	HOLDER, CABLE	F13	66	3				
ELEMENT COMP., AIR CLEANER ...	E9	46	1		F15	68	3				
	E11	48	3		F16	69	3				
EMBLEM	G9	78	3				8	[K]			
E-RING, 5MM	G1	70	13				8	KEY ASSY., COMBINATION SWITCH ..	G8	77	26
	G2	71	11				7		G12	81	23
	G4	73	12	HOLDER, ELEMENT	E11	48	4		H1	86	2
	G12	81	16	HOLDER, GOVERNOR WEIGHT	D8	29	15	KEY, 6.3X6.3X43.....	D9	30	8
			17	HOLDER, OIL FILTER	D7	28	9		G12	81	26
				HOLDER, SCREEN GRID	F5	58	6	KEY, SPECIAL WOODRUFF, 25X18...	D9	30	7
				HOLDER, WIRE	F16	69	6	KIT, WINTER.....	E1	38	14
							6				
							6				
							6	KNOB, AIR CLEANER COVER.....	E9	46	6
							6		E11	48	9
FAN, COOLING	F5	58	1				1	KNOB, CHOKE.....	G6	75	4
FILTER, BREATHER	D5	26	3	HOSE A, OIL	G14	83	3	KNOB, RECOIL STARTER.....	G12	81	38
FILTER, FUEL	G15	84	10	HOSE B, OIL	G14	83	4				
FILTER, OUTER	E10	47	14	HOSE COMP., DRAIN	E6	43	33				
	E11	48	5	HOSE, FUEL	E8	45	8				
				HOSE, FUEL, 4.5X150	G16	85	17				

PART NAME INDEX

J 3

Part name	Address	Page	Ref.	Part name	Address	Page	Ref.	Part name	Address	Page	Ref.
[L]				[O]				[S]			
LABEL, CAUTION	G13	82	6	OIL SEAL, 10X16X5	D5	26	14	ROD COMP., PUSH	D11	32	3
LABEL, FUSE	G6	75	12	OIL SEAL, 38X58X9	D5	26	13	ROD, CHOKE CONTROL	F13	66	6
LABEL, OPERATOR NOTICE	H1	86	5		D8	29	23		F14	67	6
LABEL, WARNING	E1	38	16	0-RING, 10X2.6	G14	83	6		F15	68	6
				0-RING, 14.8X2.4	D8	29	24		F16	69	7
LABEL, WARNING	G9	78	1	0-RING, 37.9X2.4	D5	26	16	ROD, GOVERNOR	G2	71	7
LEVER ASSY., THROTTLE	G6	75	1	0-RING, 8.8X1.9	D8	29	26		G3	72	6
LEVER, FUEL COCK	G15	84	5	0-RING, OIL PUMP	D8	29	25		F10	63	6
LEVER, PINION DRIVE	F9	62	4						F11	64	37
LIFTER ASSY., VALVE	D11	32	9	[P]				ROPE, RECOIL STARTER	G12	81	39
[M]				PACKING, AIR CLEANER	E4	41	19	ROTOR, OIL PUMP OUTER	D7	28	2
MANIFOLD, INTAKE	D2	23	10		E8	45	10	RUBBER, BOTTOM	G15	84	14
	D3	24	19	PACKING, AIR CLEANER CASE	E9	46	8	RUBBER, FUEL PUMP MOUNTING	G11	80	4
MARK, ENGINE SWITCH	G7	76	13	PACKING, CARBURETOR	E4	41	18	RUBBER, RADIATOR MOUNTING	E6	43	34
MARK, EX. CAUTION	G13	82	4		E8	45	7		G14	83	5
				PACKING, FUEL FILLER CAP	E8	45	7	RUBBER, RR. FENDER	F3	56	11
				PACKING, FUEL STRAINER CUP	G15	84	9	[S]			
MARK, FUEL WARNING	G13	82	1	PACKING, HEAD COVER	D1	22	6	SCREEN, FUEL STRAINER	E4	41	13
MARK, HEAT CAUTION	G13	82	2	PACKING, INTAKE MANIFOLD	D2	23	11	SCREW-WASHER, 4X8	D5	26	10
MARK, HONDA	G9	78	4	PACKING, OIL FILLER CAP	D1	22	8		D8	29	34
MARK, OPERATOR CAUTION	G9	78	2	PACKING, OIL PASS	D5	26	15	SCREW-WASHER, 5X10	E6	43	31
	G13	82	5		D8	29	27	SCREW-WASHER, 5X8	G7	76	23
MARK, THROTTLE INDICATION	G13	82	3	PANEL, CONTROL	G6	75	7	SCREW-WASHER, 6X16	F3	56	12
MARK, THROTTLE SWITCH	G7	76	14	PIN, GOVERNOR WEIGHT	D8	29	16	SCREW COMP., FUEL DRAIN	G12	81	44
METER ASSY., FUEL	G15	84	7	PIN, LOCK, 10MM	D6	27	21	SCREW SET	E2	39	5
METER ASSY., HOUR	G6	75	11	PIN, PISTON	D10	31	3		E7	44	40
	G15	84	13	PIPE COMP., EX.	E16	53	4	SCREW SET, DRAIN	E2	39	6
	H1	86	4	PIPE COMP., OIL LEVEL	D8	29	12	SCREW, FLOAT	E6	43	29
MOTOR ASSY., STARTER	F9	62	3	PISTON	D10	31	2	SCREW, OVAL, 4X32	G15	84	1
MUFFLER COMP.	E12	49	3	PLATE	E6	43	30	SCREW, PAN, 3X8	D5	26	19
	E14	51	3	PLATE, BATTERY SETTING	G15	84	11	SCREW, PAN, 4X12	E4	41	24
	E16	53	1	PLATE, COOLING FAN SETTING	F5	58	2	SCREW, PAN, 4X14	E8	45	13
MUFFLER KIT	E12	49	1	PLATE, SOLENOID	G5	74	2	SCREW, PAN, 4X8	E16	53	7
	E14	51	1	PLATE, STOPPER	D5	26	6		G12	81	15
	F1	54	13	PLUG, OUTER CONNECTOR	G11	80	9	SCREW, PAN, 5X10.5	G7	76	21
[N]				PLUG, SPARK	D3	24	18	SCREW, PAN, 5X30	F14	67	8
NOZZLE, MAIN	E3	40	12	PROTECTOR, FAN COVER	D16	37	4		G1	70	11
	E4	41	12		E1	38	18	SCREW, PAN, 5X40	G4	73	10
NUT-WASHER, 8MM	F9	62	20	PROTECTOR, MUFFLER	E12	49	4		F14	67	9
NUT, FENDER SETTING	D16	37	8		E14	51	4		F15	68	8
NUT, FLANGE, 10MM	D3	24	14		E16	53	2		G1	70	12
NUT, FLANGE, 6MM	E10	47	12	PULLEY COMP., STARTER	F5	58	12	SCREW, PAN, 5X45	G2	71	10
	E11	48	15	PUMP ASSY., FUEL	F2	55	1		G4	73	11
	F11	64	19		G11	80	3		G4	73	11
NUT, FLANGE, 8MM	D3	24	13	[R]				SCREW, SPECIAL, 4X10	D16	37	9
	E12	49	9	RECTIFIER ASSY., REGULATOR	G11	80	7	SCREW, SPECIAL, 6X15	D16	37	10
	E14	51	9		G12	81	31	SCREW, SPECIAL, 6X8	G7	76	17
NUT, HEX.	F9	62	15	RECTIFIER COMP., REGULATOR	F6	59	5	SCREW, TAPPET ADJUSTING	D11	32	15
NUT, HEX., 8MM	F9	62	14		G12	81	19	SCREW, TAPPING, 3X8	G7	76	16
NUT, SPECIAL	F5	58	9	RETAINER, IN. VALVE SPRING	D11	32	14	SCREW, TAPPING, 4X6	F1	54	16
NUT, SPECIAL CAP	G5	74	4	RING SET, PISTON	D10	31	1	SCREW, TAPPING, 5X14	G7	76	24
NUT, TAPPET ADJUSTING	D11	32	16	RING, SNAP	F9	62	1	SCREW, TAPPING, 5X20	D16	37	11
NUT, TOOL BOX SETTING	E10	47	10	ROD ASSY., CONNECTING	D10	31	4	SCREW, TAPPING, 5X8	E12	49	6
									E14	51	6

PART NAME INDEX

J 4

Part name	Address	Page	Ref.	Part name	Address	Page	Ref.	Part name	Address	Page	Ref.
SCREW, TAPPING, 5X8	G12	81	21	[T]							
SCREW, THROTTLE STOP	E3	40	8								
	E8	45	3	TUBE COMP. A, FUEL	F2	55	3				
SCREW, TRUSS, 6X16	F5	58	8		G12	81	40				
SEAL, AIR CLEANER CASE	E4	41	20	TUBE COMP. B, FUEL	F2	55	4				
SEAL, VALVE STEM	D11	32	1								
SHAFT COMP., VALVE LIFTER	D11	32	10	TUBE, BREATHER	E2	39	1				
SHAFT, FR. P.T.O.	F5	58	4		E11	48	1				
SHAFT, GOVERNOR ARM	D5	26	7	TUBE, DIAPHRAGM	F3	56	7				
SHAFT, ROCKER ARM	D11	32	5	TUBE, DRAIN	E4	41	14				
SHROUD, L. LOWER	D16	37	7	TUBE, PURGE	F2	55	6				
SHROUD, R. LOWER	D16	37	6								
SHROUD, UPPER	D16	37	5	[V]							
SLIDER, GOVERNOR	D8	29	17	VALVE ASSY., SOLENOID	E4	41	15				
SOLENOID ASSY., ROTARY	G5	74	3	VALVE COMP., FLOAT	E3	40	11				
SPANNER, 10X12	G10	79	2	VALVE COMP., IN.	G12	81	34				
SPANNER, 14X17	G10	79	3	VALVE COMP., OUTLET	G12	81	35				
SPRING, AIR CLEANER CASE COVER	E9	46	7	VALVE, EX.	D11	32	8				
	E11	48	10	VALVE, IN.	D11	32	7				
SPRING, BRUSH	F9	62	9	VALVE, OIL OUTLET	D5	26	5				
SPRING, CABLE RETURN	F13	66	5								
	F15	68	5	[W]							
	F16	69	5	WASHER, 10.5X40X4	G12	81	12				
	G2	71	5	WASHER, 6X16	D8	29	18				
	G3	72	5	WASHER, CRANKSHAFT THRUST	D9	30	6				
SPRING, CONTROL ADJUSTING	F13	66	4	WASHER, DRAIN PLUG, 20MM	D5	26	20				
	F15	68	4	WASHER, LOCK, 8.5X35X4.5	G12	81	25				
	F16	69	4	WASHER, PLAIN	D5	26	11				
	G2	71	4	WEIGHT, GOVERNOR	D8	29	14				
	G3	72	4	WRENCH, BOX	G10	79	4				
SPRING, GOVERNOR	F10	63	7								
SPRING, RELIEF VALVE	D7	28	5	[Y]							
SPRING, RETURN	F11	64	27	YOKE COMP.	F9	62	12				
SPRING, STARTER	F10	63	3								
SPRING, THROTTLE RETURN	F10	63	8								
SPRING, VALVE	D11	32	11								
SPRING, VALVE LIFTER	D11	32	13								
SPRING, WEIGHT RETURN	D11	32	6								
STAY COMP., AIR CLEANER											
	ELEMENT	E9	46								
STAY, FUEL PUMP	F2	55	2								
STAY, FUEL STRAINER	G12	81	42								
STAY, FUEL TUBE GROMMET	D2	23	9								
STAY, MUFFLER	E16	53	5								
STAY, SOLENOID	G5	74	1								
STRAINER COMP., FUEL	F3	56	8								
	G12	81	41								
	G15	84	3								
STRAINER COMP., OIL	D7	28	4								
STRAP, CABLE, 105MM	F7	60	12								
SWITCH ASSY., COMBINATION	G6	75	9								
	G12	81	22								
	G15	84	12								
	H1	86	1								
SWITCH ASSY., MAGNET	F9	62	5								
SWITCH ASSY., OIL LEVEL	D5	26	8								
SWITCH, OIL PRESSURE	D5	26	9								
	D8	29	33								

1

FOREWORD INDEX

2

ENGINE GROUP

3

PART NUMBER INDEX

4

PART NAME INDEX

HONDA
The Power of Dreams



PARTS CATALOGUE NEWS

Service Technology Department, Power Products Operations
 Service Division, Honda Motor Co., Ltd.

PARTS CATALOGUE - CORRECTED

Printed in Japan

CODE NO.	13Z6NA02
PARTS CATALOGUE NEWS	GX630 GX660 GX690
NEWS NO.	001

Block No.	Ref. No.	Note	Part No.	Description	Reqd. QTY			Serial No.	Parts catalogue code	
					GX 630	GX 660	GX 690			
E-2	2		12110-Z6L-900	HEAD COMP., CYLINDER (#1).....	1	-	-	-----	VXC, VXC2	
					-	-	1	-----	1000259 VXC, VXC2	
	A		12110-Z6L-901	-	-	1	1000260	-----	VXC, VXC2
					3		12120-Z6L-900	HEAD COMP., CYLINDER (#2).....	1	-
	-	-	1	-----	1000259 VXC, VXC2					
	A		12120-Z6L-901	-	-	1	1000260	-----	VXC, VXC2
					11	L	17151-Z6L-000	PACKING, INTAKE MANIFOLD.....	2	-
	2	-	-	-----	1004266 QAFH, QKF, QKF1, QKW1, QKW2, QWD, QWF, QZK, SAE1, SYA1, VAY, VEPH VXAH, VYE3, VZE1, VZE8					
	-	2	-	-----	1000054 BAFH, TAF5, TAFH, TDW1, TKW1, TXF3, VAY, VXEH					
	-	-	2	-----	1000259 VXC, VXC2					
-	-	2	-----	1002259 BAFH, TAF5, TAFH, TDW1, TKW1, TXF3, VAY, VXEH, VYE3						
T		17151-Z6L-010	2	2	2	-----	QKF2, QWD3, QZD1, TAX2, TWD, VXEK, VZE9, VZK1		
2				-	-	1004267	-----	QAFH, QKF, QKF1, QKW1, QKW2, QWD, QWF, QZK, SAE1, SYA1, VAY, VEPH VXAH, VYE3, VZE1, VZE8		
-	2	-	1000055	-----	BAFH, TAF5, TAFH, TDW1, TKW1, TXF3, VAY, VXEH					

NOTE A:PART NO. CHANGE D:NEWLY PROVIDED E:PART NO. DELETION K:REQUIRED NO. CORRECTION L:APPLICATION SERIAL NO. CORRECTION
 M:PART DESCRIPTION CORRECTION T:APPLICATION CORRECTION Z:REMARKS CHANGE

PARTS CATALOGUE NEWS

BOOKNo. : 13Z6NA02

Block No.	Ref. No.	Note	Part No.	Description	Reqd. QTY			Serial No.	Parts catalogue code
					GX 630	GX 660	GX 690		
					-	-	2	1000260 -----	VXC, VXC2
					-	-	2	1002260 -----	BAFH, TAF5, TAFH, TDW1, TKW1, TXF3, VAY, VXEH, VYE3
	19		17101-Z6M-000	MANIFOLD, INTAKE.....	1	-	-	-----	VXC, VXC2
					-	-	1	----- 1000259	VXC, VXC2
		A	17101-Z6M-010	-	-	1	1000260 -----	VXC, VXC2
E-40-3	14	E	68325-Z26-000	*PART NO. DELETION					
		T	68325-Z6N-800	RUBBER, BOTTOM.....	4	-	-	-----	VZE9
					4	-	-	1003211 -----	VZE8

NOTE A:PART NO. CHANGE D:NEWLY PROVIDED E:PART NO. DELETION K:REQUIRED NO. CORRECTION L:APPLICATION SERIAL NO. CORRECTION
M:PART DESCRIPTION CORRECTION T:APPLICATION CORRECTION Z:REMARKS CHANGE



PARTS CATALOGUE NEWS

Service Technology Department, Power Products Operations
 Service Division, Honda Motor Co., Ltd.

PARTS CATALOGUE - CORRECTED

Printed in Japan

CODE NO.	13Z6NA02
PARTS CATALOGUE NEWS	GX630 GX660 GX690
NEWS NO.	002

Block No.	Ref. No.	Note	Part No.	Description	Reqd. QTY			Serial No.	Parts catalogue code	
					GX 630	GX 660	GX 690			
E-20	1	L	30500-Z6L-003	COIL ASSY., IGNITION.....	2	-	-	-----	VXC, VXC2	
					2	-	-	-----	1009932 QAFH, QKF, QKF1, QKF2, QKW1, QKW2, QWD, QWF, QZD1, QZK, SAE1 SYA1, VAY, VEPH, VXAH, VXEK, VYE3, VZE1, VZE8, VZE9, VZK1	
					-	2	-	-----	1000073	
					-	-	2	-----	1000259 VXC, VXC2	
					-	-	2	-----	1003991 BAFH, TAF5, TAFH, TAX2, TDW1, TKW1, TWD, TXF3, VAY, VXEH, VXEK VYE3	
	T			30500-Z6L-013	2	-	-	-----	QWD3
						2	-	-	-----	1009933 QAFH, QKF, QKF1, QKF2, QKW1, QKW2, QWD, QWF, QZD1, QZK, SAE1 SYA1, VAY, VEPH, VXAH, VXEK, VYE3, VZE1, VZE8, VZE9, VZK1
						-	2	-	-----	1000074
						-	-	2	-----	1000260 VXC, VXC2
						-	-	2	-----	1003992 BAFH, TAF5, TAFH, TAX2, TDW1, TKW1, TWD, TXF3, VAY, VXEH, VXEK VYE3

NOTE A:PART NO. CHANGE D:NEWLY PROVIDED E:PART NO. DELETION K:REQUIRED NO. CORRECTION L:APPLICATION SERIAL NO. CORRECTION
 M:PART DESCRIPTION CORRECTION T:APPLICATION CORRECTION Z:REMARKS CHANGE



PARTS CATALOGUE NEWS

Service Technology Department, Power Products Operations
Service Division, Honda Motor Co., Ltd.

PARTS CATALOGUE - CORRECTED

Printed in Japan

CODE NO.	13Z6NA02
PARTS CATALOGUE NEWS	GX630 GX660 GX690
NEWS NO.	003

Block No.	Ref. No.	Note	Part No.	Description	Reqd. QTY			Serial No.	Parts catalogue code
					GX 630	GX 660	GX 690		
E-3	1	T	11100-Z6L-000	CRANKCASE ASSY.....	1	-	-	----- 1002555	QAFH, QKF, QKW1, QKW2, QWD, QWF, SAE1, VAY
					-	1	-	----- 1000006	BAFH, TAFH, TDW1, TKW1, VAY
					-	-	1	----- 1001534	BAFH, TAFH, TDW1, TKW1, VAY
					-	-	1	1000965 1001534	TAF5
					-	-	-	----- 1007128	QKF1
					1	-	-	1002556 1007128	QAFH, QKF, QKW1, QKW2, QWD, QWF, SAE1, VAY
	4	L	15424-Z6L-000	BOLT, SEALING.....	1	1	-	-----	QWD3, QWF, QZD1, QZK, TAX2, TDW1, VEPH, VXAH, VXC2, VXEH, VXEK, VYE3, VZE1, VZE8, VZE9, VZK1
					1	-	-	1000099	QWD
					-	-	1	-----	TAX2, VXC2, VXEH, VXEK, VYE3
					-	1	-	-----	BAFH, TAFH, TDW1, TKW1, VAY
					-	-	1	1001535	BAFH, TAF5, TAFH, TDW1, TKW1, VAY
					-	1	-	-----	VXC
1	T	11100-Z6L-010	1	-	-	----- 1000483	VXC	
				-	1	-	----- 1000005	TAF5	
				-	-	1	----- 1000964	TAF5	

NOTE A:PART NO. CHANGE D:NEWLY PROVIDED E:PART NO. DELETION K:REQUIRED NO. CORRECTION L:APPLICATION SERIAL NO. CORRECTION
M:PART DESCRIPTION CORRECTION T:APPLICATION CORRECTION Z:REMARKS CHANGE

PARTS CATALOGUE NEWS

BOOKNo. :13Z6NA02

Block No.	Ref. No.	Note	Part No.	Description	Reqd. QTY			Serial No.	Parts catalogue code
					GX 630	GX 660	GX 690		
					-	-	1	----- 1001759	TDW1
	9	L	37240-ZG5-004	SWITCH, OIL PRESSURE.....	1	1	1	-----	BAFH, QAFH, QKF, QKF1, QKF2, QKW1, QKW2, SAE1, SYA1, TAF5, TAFH TKW1, TWD, TXF3, VAY, VXC
					1	-	-	----- 1000098	QWD
					-	-	1	1001760 -----	TDW1
	10	L	90002-ZG5-004	SCREW-WASHER, 4X8.....	1	1	1	-----	BAFH, QAFH, QKF, QKF1, QKF2, QKW1, QKW2, SAE1, SYA1, TAF5, TAFH TKW1, TWD, TXF3, VAY, VXC
					1	-	-	----- 1000098	QWD
					-	-	1	1001760 -----	TDW1
E-12	4	L	19621-Z6L-000	PROTECTOR, FAN COVER.....	1	1	-	-----	BAFH, QAFH, QKF, QKF1, QKF2, QKW1, QWF, QZD1, QZK, SAE1, SYA1 TAF5, TAFH, TAX2, TDW1, TKW1, TXF3, VAY, VEPH, VXAH, VXC, VXC2 VXEH, VXEK, VYE3, VZE1, VZE8, VZE9, VZK1
					1	-	-	----- 1003747	QKW2
					-	-	1	-----	BAFH, TAF5, TAFH, TAX2, TKW1, TXF3, VAY, VXC, VXC2, VXEH, VXEK VYE3
					-	-	1	----- 1001759	TDW1
	18	T	19621-Z6L-800	PROTECTOR, FAN COVER (P. T. O.)..	1	-	1	-----	QWD3, TWD
					1	-	-	1003748 -----	QKW2
					-	-	1	1001760 -----	TDW1
E-14	17	L	16215-MV4-000	CAP, BOOST.....	1	1	-	-----	SYA1, TAF5
					-	-	1	-----	TWD
					-	-	1	----- 1000964	TAF5
E-20	3		31630-Z6L-003	COIL ASSY., CHARGE (17A).....	1	-	-	-----	QAFH, QKF, QKF1, QKF2, QWD, QWD3, QWF, QZD1, SYA1
					1	-	-	----- 1003747	QKW2
					-	1	-	-----	BAFH, TAF5, TAFH, TAX2, TDW1, VAY
					-	-	1	-----	BAFH, TAF5, TAFH, TAX2, TWD, VAY
					-	-	1	----- 1001759	TDW1

NOTE A:PART NO. CHANGE D:NEWLY PROVIDED E:PART NO. DELETION K:REQUIRED NO. CORRECTION L:APPLICATION SERIAL NO. CORRECTION
M:PART DESCRIPTION CORRECTION T:APPLICATION CORRECTION Z:REMARKS CHANGE

PARTS CATALOGUE NEWS

BOOKNo. :13Z6NA02

Block No.	Ref. No.	Note	Part No.	Description	Reqd. QTY			Serial No.	Parts catalogue code
					GX 630	GX 660	GX 690		
		A	31630-Z6L-811	COIL ASSY., CHARGE(26A).....	1	-	-	1003748 -----	QKW2
					-	-	1	1001760 -----	TDW1
E-40	7	L	31750-Z2E-803	RECTIFIER ASSY., REGULATOR (20A)	1	-	-	-----	QAFH, QKF, QKF1, QKF2, QWD, QWD3, QWF
					1	-	-	----- 1003747	QKW2
					-	1	-	-----	BAFH, TAF5, TAFH, TAX2, TDW1, VAY
					-	-	1	-----	BAFH, TAF5, TAFH, TAX2, TWD, VAY
					-	-	1	----- 1001759	TDW1
	8	L	32105-Z6L-000	HARNESS ASSY., SUB WIRE	1	-	-	-----	QAFH, QKF, QKF1, QKF2, QWF
					1	-	-	----- 1000098	QWD
					1	-	-	----- 1003747	QKW2
					-	1	-	-----	BAFH, TAF5, TAFH, TAX2, TDW1, VAY
					-	-	1	-----	BAFH, TAF5, TAFH, TAX2, TWD, VAY
					-	-	1	----- 1001759	TDW1
	12	L	90471-ZE3-000	WASHER, 10.5X40X4.....	1	-	-	-----	QWD3, QWF
					1	-	-	----- 1003047	QKW1
	24	L	90003-ZE3-600	BOLT, HEX., 3/8-24UNF(25MM)...	1	-	-	----- 1000099	QWD
					1	-	-	----- 1002556	QKW1, VAY
	26	L	90745-ZE2-600	KEY, 6.3X6.3X43.....	1	-	1	-----	QWD3, TWD
					1	-	-	----- 1000099	QWD
					-	1	-	----- 1000006	TAF5
					-	-	1	----- 1001535	TKW1
	29	L	90115-751-000	BOLT, FLANGE, 5/16~X22.....	3	-	-	----- 1002563	SYA1
	30	L	90102-VA5-000	BOLT, ENGINE SETTING.....	1	-	-	----- 1002563	SYA1

NOTE A:PART NO. CHANGE D:NEWLY PROVIDED E:PART NO.DELETION K:REQUIRED NO. CORRECTION L:APPLICATION SERIAL NO. CORRECTION
M:PART DESCRIPTION CORRECTION T:APPLICATION CORRECTION Z:REMARKS CHANGE

PARTS CATALOGUE NEWS

BOOKNo. :13Z6NA02

Block No.	Ref. No.	Note	Part No.	Description	Reqd. QTY			Serial No.	Parts catalogue code
					GX 630	GX 660	GX 690		
	31	T	31750-Z6L-004	RECTIFIER ASSY., REGULATOR (30A)	1	-	-	-----	QZD1
					1	-	-	1003748	QKW2
					-	-	1	1001760	TDW1
	32	T	32105-Z6L-800	HARNESS ASSY., SUB WIRE.....	1	-	-	-----	QZD1
					1	-	-	1003748	QKW2
					-	-	1	1001760	TDW1
E-40-3	12	L	35100-Z6L-801	SWITCH ASSY., COMBINATION.....	1	-	-	-----	QWD3, VZE9
					1	-	-	1003211	VZE8
					1	-	-	1005845	SAE1
	13	L	39700-Z6L-003	METER ASSY., HOUR.....	1	-	-	-----	VZE9
					1	-	-	1003211	VZE8

NOTE A:PART NO. CHANGE D:NEWLY PROVIDED E:PART NO. DELETION K:REQUIRED NO. CORRECTION L:APPLICATION SERIAL NO. CORRECTION
M:PART DESCRIPTION CORRECTION T:APPLICATION CORRECTION Z:REMARKS CHANGE



PARTS CATALOGUE NEWS

Service Technology Department, Power Products Operations
 Service Division, Honda Motor Co., Ltd.

PARTS CATALOGUE - CORRECTED

Printed in Japan

CODE NO.	13Z6NA02
PARTS CATALOGUE NEWS	GX630 GX660 GX690
NEWS NO.	004

Block No.	Ref. No.	Note	Part No.	Description	Reqd. QTY			Serial No.	Parts catalogue code
					GX 630	GX 660	GX 690		
E-40	26	T	90745-ZE2-600	KEY, 6.3X6.3X43.....	1	-	1	-----	QWD3, TWD
					1	-	-	1000099	----- QWD
					1	-	-	1001583	----- VAY
					-	1	-	1000006	----- TAF5
					-	-	1	1001535	----- TKW1

NOTE A:PART NO. CHANGE D:NEWLY PROVIDED E:PART NO. DELETION K:REQUIRED NO. CORRECTION L:APPLICATION SERIAL NO. CORRECTION
 M:PART DESCRIPTION CORRECTION T:APPLICATION CORRECTION Z:REMARKS CHANGE



PARTS CATALOGUE NEWS

Service Technology Department, Power Products Operations
 Service Division, Honda Motor Co., Ltd.

PARTS CATALOGUE - CORRECTED

Printed in Japan

CODE NO.	13Z6NA02
PARTS CATALOGUE NEWS	GX630 GX660 GX690
NEWS NO.	005

Block No.	Ref. No.	Note	Part No.	Description	Reqd. QTY			Serial No.	Parts catalogue code
					GX 630	GX 660	GX 690		
E-3	1	T	11100-Z6L-010	CRANKCASE ASSY.....	1	-	-	-----	QWD3
					1	-	-	----- 1007128	QKF1
					1	-	-	1002556 1007128	QAFH, QKF, QKW1, QKW2, QWD, QWF, SAE1, VAY
					-	1	-	1000007 -----	BAFH, TAFH, TDW1, TKW1, VAY
					-	-	1	1001535 -----	BAFH, TAF5, TAFH, TDW1, TKW1, VAY
		D	11100-Z6L-620	-	1	1	-----	TAX2
		D	11100-Z6L-800	1	-	-	----- 1003662	QZK, VEPH, VXAH, VYE3, VZE1, VZE8
					-	1	1	-----	TXF3, VXEH, VYE3
		D	11100-Z6L-801	1	-	-	----- 1003662	QZD1, VXEK
					1	-	-	1003663 1006302	QZK, VEPH, VXAH, VYE3, VZE1, VZE8
					-	-	1	-----	VXEK
		D	11100-Z6L-811	1	-	1	1000484 -----	VXC
					1	-	-	----- 1011612	SYA1
					-	1	-	1000006 -----	TAF5
					-	-	1	-----	TWD

NOTE A:PART NO. CHANGE D:NEWLY PROVIDED E:PART NO. DELETION K:REQUIRED NO. CORRECTION L:APPLICATION SERIAL NO. CORRECTION
 M:PART DESCRIPTION CORRECTION T:APPLICATION CORRECTION Z:REMARKS CHANGE

PARTS CATALOGUE NEWS

BOOKNo. :13Z6NA02

Block No.	Ref. No.	Note	Part No.	Description	Reqd. QTY			Serial No.	Parts catalogue code
					GX 630	GX 660	GX 690		
		D	11100-Z6L-820	1	-	-	----- 1000020	VXC2
					-	-	1	----- 1000027	VXC2
		D	11100-Z6L-821	1	-	-	1000021 -----	VXC2
					-	-	1	1000028 -----	VXC2
		D	11100-Z6L-830	1	-	-	-----	QKF2
					1	-	-	1007129 -----	QAFH, QKF, QKF1, QKW1, QKW2, QWD, QWF, SAE1, VAY
		D	11100-Z6L-840	1	-	-	-----	VZE9, VZK1
					1	-	-	1006303 -----	QZD1, QZK, VEPH, VXAH, VXEK, VYE3, VZE1, VZE8
		D	11100-Z6L-850	1	-	-	1011613 -----	SYA1
E-12	1	L	16715-Z6L-000	COVER, FUEL PUMP.....	1	1	1	-----	BAFH, QAFH, QKF, QKF1, QKF2, QKW1, QKW2, QWD, QWD3, QWF, QZD1, QZK, SAE1, TAF5, TAFH, TAX2, TDW1, TKW1, TWD, TXF3, VAY, VEPH, VXAH, VXC, VXC2, VXEH, VXEK, VYE3, VZE1, VZE8, VZE9, VZK1
					1	-	-	----- 1011612	SYA1
	11	L	93913-25580	SCREW, TAPPING, 5X20.....	2	2	2	-----	BAFH, QAFH, QKF, QKF1, QKF2, QKW1, QKW2, QWD, QWD3, QWF, QZD1, QZK, SAE1, TAF5, TAFH, TAX2, TDW1, TKW1, TWD, TXF3, VAY, VEPH, VXAH, VXC, VXC2, VXEH, VXEK, VYE3, VZE1, VZE8, VZE9, VZK1
					2	-	-	----- 1011612	SYA1
E-20	6	L	32110-Z6L-000	HARNESS ASSY., ENGINE WIRE....	1	1	-	-----	QKF, QKW2, QWD, QWD3, QWF, TAF5, TDW1
					1	-	-	----- 1005844	SAE1
					-	-	1	-----	TDW1, TWD
					-	-	1	----- 1000964	TAF5
	7	T	32110-Z6L-850	HARNESS ASSY., ENGINE WIRE....	1	-	-	-----	VAY
					1	-	-	1000005 -----	QKW1
					1	-	-	1005845 -----	SAE1
					-	1	1	-----	TKW1

NOTE A:PART NO. CHANGE D:NEWLY PROVIDED E:PART NO. DELETION K:REQUIRED NO. CORRECTION L:APPLICATION SERIAL NO. CORRECTION
M:PART DESCRIPTION CORRECTION T:APPLICATION CORRECTION Z:REMARKS CHANGE

PARTS CATALOGUE NEWS

BOOKNo. :13Z6NA02

Block No.	Ref. No.	Note	Part No.	Description	Reqd. QTY			Serial No.	Parts catalogue code	
					GX 630	GX 660	GX 690			
E-28	3	L	87521-Z6N-000	EMBLEM (GX630).....	1	-	-	-----	QAFH, QKF, QKF1, QKF2, QKW1, QKW2, QWD, QWD3, QWF, QZD1, QZK SAE1, VAY, VEPH, VXAH, VXC, VXC2, VXEK, VYE3, VZE1, VZE8, VZE9 VZK1	
					1	-	-	-----	1011612	SYA1
	4	L	87531-Z6L-000	MARK, HONDA.....	1	1	1	-----	BAFH, QAFH, QKF, QKF1, QKF2, QKW1, QKW2, QWD, QWD3, QWF, QZD1 QZK, SAE1, TAF5, TAFH, TAX2, TDW1, TKW1, TWD, TXF3, VAY, VEPH VXAH, VXC, VXC2, VXEH, VXEK, VYE3, VZE1, VZE8, VZE9, VZK1	
					1	-	-	-----	1011612	SYA1
E-40	10	T	90003-ZE2-000	BOLT, HEX. (7/16-20UNF).....	-	1	-	1000007	-----	TKW1
					-	-	1	-----	-----	TWD
	24	D	90003-ZE2-000	BOLT, HEX. (7/16-20UNF).....	-	-	1	1002136	-----	TKW1
					1	-	-	1005845	-----	SAE1
	26	D	90741-889-810	KEY, 7X7X33 (YELLOW) (O. S.).....	1	-	-	-----	-----	QWD3, TWD
					1	-	1	-----	-----	QWD
		T	90745-ZE2-600	KEY, 6.3X6.3X43.....	1	-	-	-----	-----	VAY
					-	1	-	-----	-----	TAF5
-	1	-	-----	-----	TKW1					
-	-	1	-----	-----	TKW1					

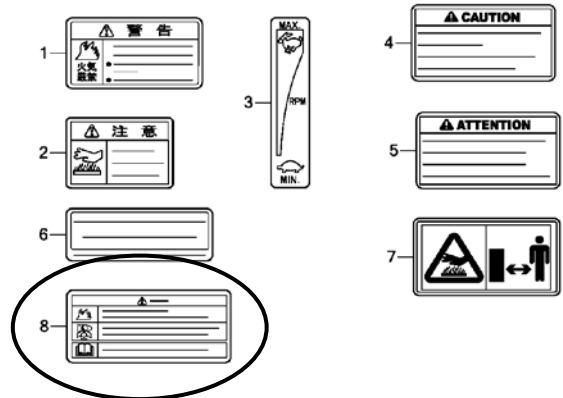
NOTE A:PART NO. CHANGE D:NEWLY PROVIDED E:PART NO. DELETION K:REQUIRED NO. CORRECTION L:APPLICATION SERIAL NO. CORRECTION
M:PART DESCRIPTION CORRECTION T:APPLICATION CORRECTION Z:REMARKS CHANGE

PARTS CATALOGUE NEWS

BOOKNo. :13Z6NA02

Block No.	Ref. No.	Note	Part No.	Description	Reqd. QTY			Serial No.	Parts catalogue code
					GX 630	GX 660	GX 690		

E-40-1 OTHER PARTS (LABEL)



Z6N0E4001E

E-40-1	8	D	87516-ZK6-000	MARK, OPERATOR CAUTION (CHINESE) (MADE IN JAPAN)	1	-	-	1012479	-----	VZE8
E-40-2	2	L	15610-ZN1-000	COOLER COMP., OIL.....	1	-	-	-----	-----	QKF1, QKF2
					1	-	-	-----	1011612	SYA1

NOTE A:PART NO. CHANGE D:NEWLY PROVIDED E:PART NO. DELETION K:REQUIRED NO. CORRECTION L:APPLICATION SERIAL NO. CORRECTION
M:PART DESCRIPTION CORRECTION T:APPLICATION CORRECTION Z:REMARKS CHANGE



PARTS CATALOGUE NEWS

Service Technology Department, Power Products Operations
 Service Division, Honda Motor Co., Ltd.

PARTS CATALOGUE - CORRECTED

Printed in Japan

CODE NO.	13Z6NA02
PARTS CATALOGUE NEWS	GX630 GX660 GX690
NEWS NO.	006

Block No.	Ref. No.	Note	Part No.	Description	Reqd. QTY			Serial No.	Parts catalogue code	
					GX 630	GX 660	GX 690			
E-16-2	2	E	18321-Z6L-801	*PART NO. DELETION						
		T	18321-Z6L-802	PROTECTOR, MUFFLER (OUTSIDE)...	1	-	-	-----	-----	QWD, VXEK
					(1)	-	-	-----	-----	VXAH
	4	E	18330-Z6L-800	*PART NO. DELETION						
		T	18330-Z6L-801	PIPE COMP., EX.....	1	-	-	-----	-----	QWD, VXEK
					(1)	-	-	-----	-----	VXAH
13		E	06183-Z6L-811	*PART NO. DELETION						
		D	06183-Z6L-812	MUFFLER KIT (SIDE).....	(1)	-	-	-----	-----	VXAH

NOTE A:PART NO. CHANGE D:NEWLY PROVIDED E:PART NO. DELETION K:REQUIRED NO. CORRECTION L:APPLICATION SERIAL NO. CORRECTION
 M:PART DESCRIPTION CORRECTION T:APPLICATION CORRECTION Z:REMARKS CHANGE



PARTS CATALOGUE NEWS

Service Technology Department, Power Products Operations
 Service Division, Honda Motor Co., Ltd.

PARTS CATALOGUE - CORRECTED

Printed in Japan

CODE NO.	13Z6NA02
PARTS CATALOGUE NEWS	GX630 GX660 GX690
NEWS NO.	007

Block No.	Ref. No.	Note	Part No.	Description	Reqd. QTY			Serial No.	Parts catalogue code
					GX 630	GX 660	GX 690		
E-20	1	E	30500-Z6L-003	*PART NO. DELETION					
		E	30500-Z6L-013	*PART NO. DELETION					
		D	30500-Z6L-023	COIL ASSY., IGNITION.....	2	2	2		

NOTE A:PART NO. CHANGE D:NEWLY PROVIDED E:PART NO. DELETION K:REQUIRED NO. CORRECTION L:APPLICATION SERIAL NO. CORRECTION
 M:PART DESCRIPTION CORRECTION T:APPLICATION CORRECTION Z:REMARKS CHANGE

July 20, 2017



PARTS CATALOGUE NEWS

Service Technology Department, Power Products Operations
 Service Division, Honda Motor Co., Ltd.

PARTS CATALOGUE - CORRECTED

Printed in Japan

CODE NO.	13Z6NA02
PARTS CATALOGUE NEWS	GX630 GX660 GX690
NEWS NO.	008

Block No.	Ref. No.	Note	Part No.	Description	Reqd. QTY			Serial No.	Parts catalogue code
					GX 630	GX 660	GX 690		
E-18	9	T	17526-MCA-000	JOINT, FUEL RETURN.....	-	-	1	----- 1000964	TAF5
		D	17526-Z6L-000	1	1	-	-----	SYA1, TAF5
					-	-	1	-----	TWD

NOTE A:PART NO. CHANGE D:NEWLY PROVIDED E:PART NO. DELETION K:REQUIRED NO. CORRECTION L:APPLICATION SERIAL NO. CORRECTION
 M:PART DESCRIPTION CORRECTION T:APPLICATION CORRECTION Z:REMARKS CHANGE

HONDA PARTS CATALOGUE NEWS

PARTS CATALOGUE - CORRECTED

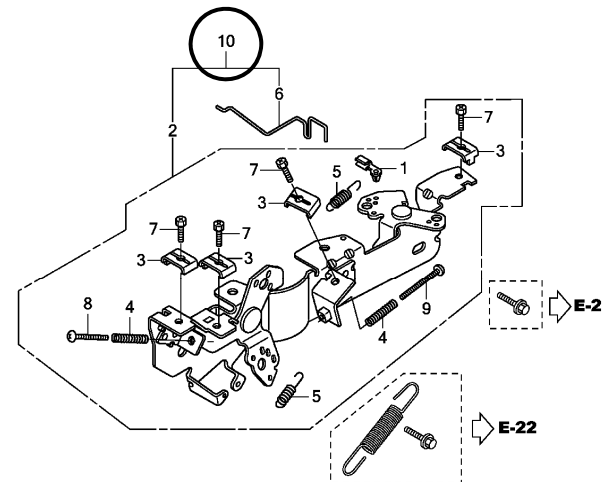
CODE NO.	13Z6NA02
PARTS CATALOGUE NEWS	GX630 GX660 GX690
NEWS NO.	009

Block No.	Ref. No.	Note	Part No.	Description	Reqd. QTY			Serial No.	Parts catalogue code
					GX 630	GX 660	GX 690		

E-22-1 CONTROL (1)

Ref. No.	(Relative ref. Number)	Description	FRT
2	(10)	CONTROL, THROTTLE/GOVERNOR ...	0.4

←FR.



Z6N0E2201A

E-22-1	2	T	16500-Z6L-000	CONTROL ASSY.....	-	1	-	-----	1000005	TAF5, TXF3
					-	1	-	-----	1000006	VAY
					-	-	1	-----	1000312	VAY

NOTE A:PART NO. CHANGE D:NEWLY PROVIDED E:PART NO. DELETION K:REQUIRED NO. CORRECTION L:APPLICATION SERIAL NO. CORRECTION
M:PART DESCRIPTION CORRECTION T:APPLICATION CORRECTION Z:REMARKS CHANGE

PARTS CATALOGUE NEWS

BOOKNo. : 13Z6NA02

Block No.	Ref. No.	Note	Part No.	Description	Reqd. QTY			Serial No.	Parts catalogue code
					GX 630	GX 660	GX 690		
		E	16500-Z6L-010	*PART NO. DELETION					
	10	D	04101-Z6L-000	CONTROL KIT.....	1	-	-	----- 1003110 VYE3	
					-	-	1	----- 1002191 VYE3	

NOTE A:PART NO. CHANGE D:NEWLY PROVIDED E:PART NO. DELETION K:REQUIRED NO. CORRECTION L:APPLICATION SERIAL NO. CORRECTION
M:PART DESCRIPTION CORRECTION T:APPLICATION CORRECTION Z:REMARKS CHANGE

HONDA PARTS CATALOGUE NEWS

PARTS CATALOGUE - CORRECTED

CODE NO.	13Z6NA02
PARTS CATALOGUE NEWS	GX630 GX660 GX690
NEWS NO.	010

Block No.	Ref. No.	Note	Part No.	Description	Reqd. QTY			Serial No.	Parts catalogue code
					GX 630	GX 660	GX 690		
E-22-1	1	T	16263-Z0G-010	JOINT, ROD.....	1	-	1	-----	VYE3
	2	E	16500-Z6L-000	*PART NO. DELETION					
	3	T	16576-891-000	HOLDER, CABLE.....	4	-	4	-----	VYE3
	4	T	16584-883-300	SPRING, CONTROL ADJUSTING.....	2	-	2	-----	VYE3
	5	T	16592-ZJ1-000	SPRING, CABLE RETURN.....	2	-	2	-----	VYE3
	6	E	16611-Z6L-000	*PART NO. DELETION					
	7	T	92301-05016-0A	BOLT, RECESSED, 5X16.....	4	-	4	-----	VYE3
	8	T	93500-05030-0A	SCREW, PAN, 5X30.....	1	-	1	-----	VYE3
	9	E	93500-05040-0A	*PART NO. DELETION					
E-22-3	1	L	16263-Z0G-010	JOINT, ROD.....	1	1	1	-----	QKF, QKF1, QKF2, QKW2, QWD, QWD3, QWF, SAE1, SYA1, TAF5, TDW1 TWD, TXF3
	3	L	16576-891-000	HOLDER, CABLE.....	4	4	4	-----	QKF, QKF1, QKF2, QKW2, QWD, QWD3, QWF, SAE1, SYA1, TAF5, TDW1 TWD, TXF3
	4	L	16584-883-300	SPRING, CONTROL ADJUSTING.....	2	2	2	-----	QKF, QKF1, QKF2, QKW2, QWD, QWD3, QWF, SAE1, SYA1, TAF5, TDW1 TWD, TXF3

NOTE A:PART NO. CHANGE D:NEWLY PROVIDED E:PART NO. DELETION K:REQUIRED NO. CORRECTION L:APPLICATION SERIAL NO. CORRECTION
M:PART DESCRIPTION CORRECTION T:APPLICATION CORRECTION Z:REMARKS CHANGE

PARTS CATALOGUE NEWS

BOOKNo. : 13Z6NA02

Block No.	Ref. No.	Note	Part No.	Description	Reqd. QTY			Serial No.		Parts catalogue code
					GX 630	GX 660	GX 690			
	5	L	16592-ZJ1-000	SPRING, CABLE RETURN.....	2	2	2	-----	-----	QKF, QKF1, QKF2, QKW2, QWD, QWD3, QWF, SAE1, SYA1, TAF5, TDW1 TWD, TXF3
	6	L	16594-883-010	HOLDER, WIRE.....	2	2	2	-----	-----	QKF, QKF1, QKF2, QKW2, QWD, QWD3, QWF, SAE1, SYA1, TAF5, TDW1 TWD, TXF3
	8	L	16617-Z6L-000	HOLDER, CABLE.....	2	2	2	-----	-----	QKF, QKF1, QKF2, QKW2, QWD, QWD3, QWF, SAE1, SYA1, TAF5, TDW1 TWD, TXF3
	9	L	92301-04006-0H	BOLT, RECESSED, 4X6.....	4	4	4	-----	-----	QKF, QKF1, QKF2, QKW2, QWD, QWD3, QWF, SAE1, SYA1, TAF5, TDW1 TWD, TXF3
	10	L	92301-05016-0A	BOLT, RECESSED, 5X16.....	4	4	4	-----	-----	QKF, QKF1, QKF2, QKW2, QWD, QWD3, QWF, SAE1, SYA1, TAF5, TDW1 TWD, TXF3
	11	L	93500-05030-0A	SCREW, PAN, 5X30.....	1	1	1	-----	-----	QKF, QKF1, QKF2, QKW2, QWD, QWD3, QWF, SAE1, SYA1, TAF5, TDW1 TWD, TXF3
	12	L	93500-05045-0A	SCREW, PAN, 5X45.....	1	1	-	-----	-----	QKF1, QKF2, QWD3, SYA1, TAF5, TXF3
					1	-	-	1003111	-----	QKF, QKW2, QWD, QWF, SAE1
					-	1	-	1000006	-----	TDW1
					-	-	1	-----	-----	TWD
					-	-	1	1001551	-----	TAF5, TDW1, TXF3
	13	L	94540-05018	E-RING, 5MM.....	4	4	4	-----	-----	QKF, QKF1, QKF2, QKW2, QWD, QWD3, QWF, SAE1, SYA1, TAF5, TDW1 TWD, TXF3
	14	T	04101-Z6L-810	CONTROL KIT.....	1	-	-	-----	1003110	QKF, QKF1, QKW2, QWD, QWF, SAE1, SYA1
					-	1	-	-----	1000005	TAF5, TDW1, TXF3
					-	-	1	-----	1001550	TAF5, TDW1, TXF3
E-22-5	1	L	16263-Z0G-010	JOINT, ROD.....	1	1	1	-----	-----	BAFH, QAFH, QKW1, QZD1, QZK, TAFH, TAX2, TKW1, VAY, VEPH, VXAH VZE1, VZK1
	3	L	16576-891-000	HOLDER, CABLE.....	4	4	4	-----	-----	BAFH, QAFH, QKW1, QZD1, QZK, TAFH, TAX2, TKW1, VAY, VEPH, VXAH VZE1, VZK1
	4	L	16584-883-300	SPRING, CONTROL ADJUSTING.....	2	2	2	-----	-----	BAFH, QAFH, QKW1, QZD1, QZK, TAFH, TAX2, TKW1, VAY, VEPH, VXAH VZE1, VZK1
	5	L	16592-ZJ1-000	SPRING, CABLE RETURN.....	2	2	2	-----	-----	BAFH, QAFH, QKW1, QZD1, QZK, TAFH, TAX2, TKW1, VAY, VEPH, VXAH VZE1, VZK1

NOTE A:PART NO. CHANGE D:NEWLY PROVIDED E:PART NO. DELETION K:REQUIRED NO. CORRECTION L:APPLICATION SERIAL NO. CORRECTION
M:PART DESCRIPTION CORRECTION T:APPLICATION CORRECTION Z:REMARKS CHANGE

PARTS CATALOGUE NEWS

BOOKNo. : 13Z6NA02

Block No.	Ref. No.	Note	Part No.	Description	Reqd. QTY			Serial No.	Parts catalogue code	
					GX 630	GX 660	GX 690			
	7	L	16617-Z6L-000	HOLDER, CABLE.....	2	2	2	-----	BAFH, QAFH, QKW1, QZD1, QZK, TAFH, TAX2, TKW1, VAY, VEPH, VXAH VZE1, VZK1	
	8	L	92301-04006-0H	BOLT, RECESSED, 4X6.....	2	2	2	-----	BAFH, QAFH, QKW1, QZD1, QZK, TAFH, TAX2, TKW1, VAY, VEPH, VXAH VZE1, VZK1	
	9	L	92301-05016-0A	BOLT, RECESSED, 5X16.....	4	4	4	-----	BAFH, QAFH, QKW1, QZD1, QZK, TAFH, TAX2, TKW1, VAY, VEPH, VXAH VZE1, VZK1	
	10	L	93500-05030-0A	SCREW, PAN, 5X30.....	1	1	1	-----	BAFH, QAFH, QKW1, QZD1, QZK, TAFH, TAX2, TKW1, VAY, VEPH, VXAH VZE1, VZK1	
	11	L	93500-05040-0A	SCREW, PAN, 5X40.....	1	-	-	-----	1001263	QAFH, QKW1, QZK, VAY, VEPH, VXAH, VZE1
-					1	-	-----	1000006	BAFH, TAFH, TKW1	
-					-	1	-----	1001021	BAFH, TAFH, TKW1, VAY	
1					-	-	-----	-----	QZD1, VZK1	
1					-	-	1001264	-----	QAFH, QKW1, QZK, VAY, VEPH, VXAH, VZE1	
-					1	-	-----	-----	TAX2, VAY	
-					1	-	1000007	-----	BAFH, TAFH, TKW1	
	12	L	94540-05018	E-RING, 5MM.....	2	2	2	-----	-----	BAFH, QAFH, QKW1, QZD1, QZK, TAFH, TAX2, TKW1, VAY, VEPH, VXAH VZE1, VZK1
-					-	1	-----	-----	TAX2	
-					-	1	1001022	-----	BAFH, TAFH, TKW1, VAY	
2					2	2	-----	-----	BAFH, QAFH, QKW1, QZD1, QZK, TAFH, TAX2, TKW1, VAY, VEPH, VXAH VZE1, VZK1	
	13	T	04101-Z6L-830	CONTROL KIT.....	1	-	-	-----	1010999	QAFH, QKW1, QZK, VAY, VEPH, VXAH, VZE1
-					1	-	-----	1000006	BAFH, TAFH, TKW1, VAY	
-					-	1	-----	1002191	BAFH, TAFH, TKW1, VAY	

NOTE A:PART NO. CHANGE D:NEWLY PROVIDED E:PART NO. DELETION K:REQUIRED NO. CORRECTION L:APPLICATION SERIAL NO. CORRECTION
M:PART DESCRIPTION CORRECTION T:APPLICATION CORRECTION Z:REMARKS CHANGE

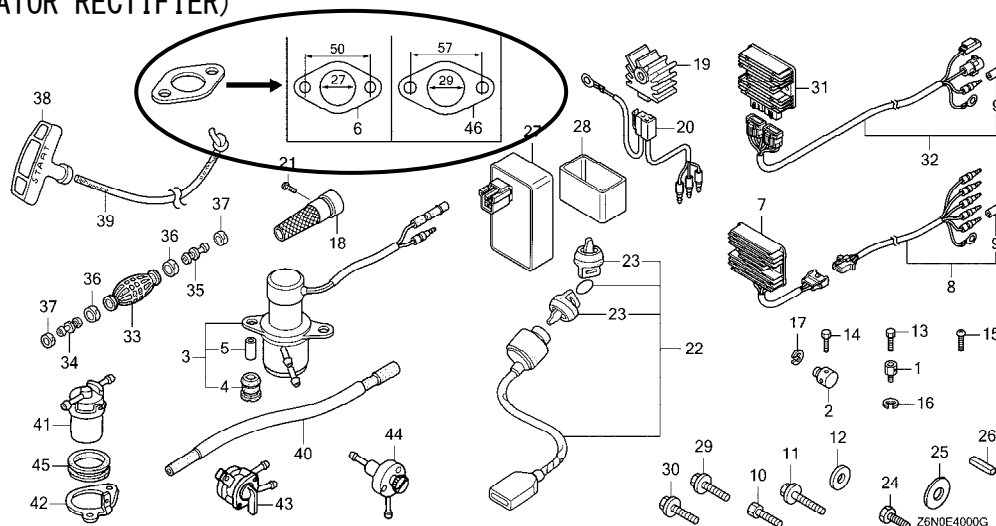
HONDA PARTS CATALOGUE NEWS

PARTS CATALOGUE - CORRECTED

CODE NO.	13Z6NA02
PARTS CATALOGUE NEWS	GX630 GX660 GX690
NEWS NO.	011

Block No.	Ref. No.	Note	Part No.	Description	Reqd. QTY			Serial No.	Parts catalogue code
					GX 630	GX 660	GX 690		

E-40 OTHER PARTS (FUEL PUMP) (REGULATOR RECTIFIER)



E-40	6	Z	18333-ZE3-800	GASKET, EX. PIPE..... (BETWEEN HOLES:50mm)	2	2	2	-----	BAFH, QAFH, QKF, QKW1, QKW2, QWD, QWF, QZK, SAE1, TAF5, TAFH TDW1, TKW1, TXF3, VAY, VEPH, VXAH, VXEH, VYE3, VZE1, VZE8
------	---	---	---------------	---	---	---	---	-------	--

NOTE A:PART NO. CHANGE D:NEWLY PROVIDED E:PART NO. DELETION K:REQUIRED NO. CORRECTION L:APPLICATION SERIAL NO. CORRECTION
M:PART DESCRIPTION CORRECTION T:APPLICATION CORRECTION Z:REMARKS CHANGE

PARTS CATALOGUE NEWS

BOOKNo. : 13Z6NA02

Block No.	Ref. No.	Note	Part No.	Description	Reqd. QTY			Serial No.	Parts catalogue code	
					GX 630	GX 660	GX 690			
		Z	18333-ZE3-801 (BETWEEN HOLES:50mm)	2	2	2	-----	QKF1, QKF2, QWD3, QZD1, SYA1, TAX2, TWD, VXC, VXC2, VXEK, VZE9 VZK1	
		E	18333-ZB4-801	*PART NO. DELETION						
	46	D	18333-ZB4-801	GASKET, EX. PIPE..... (BETWEEN HOLES:57mm)	2	-	-	1003211	-----	VZE8
				(BETWEEN HOLES:57mm)	2	-	-	-----	-----	VZE9

NOTE A:PART NO. CHANGE D:NEWLY PROVIDED E:PART NO. DELETION K:REQUIRED NO. CORRECTION L:APPLICATION SERIAL NO. CORRECTION
M:PART DESCRIPTION CORRECTION T:APPLICATION CORRECTION Z:REMARKS CHANGE